RIVET KING®

RIVETKING®

STANDARD BLIND RIVETS • SPECIAL BLIND RIVETS • STRUCTURAL BLIND RIVETS
LOCK BOLTS & COLLARS • DRIVE RIVETS

RIVETKING® YOUR GUIDE TO SELECTING RIVETKING® BLIND RIVETS

STRENGTH	RIVET MATERIAL	HOLE SIZE	WORK THICKNESS	RIVET TYPE	HEAD STYLE
Determine the shear and tensile strengths required for your application and then select the best rivet to meet that requirement. Rivet style, material, diameter and fastener spacing all contribute to the ability of a rivet to hold the material properly.	Select a rivet which is made of a similar or compatible metal to the material you are joining. Other factors to consider are the environment in which the finished product will be placed, levels of moisture, high temperatures or corrosive atmosphere.	Our rivets are available in five diameters: • 3/32” • 1/8” • 5/32” • 3/16” • 1/4” It is extremely important that the hole size be correct to assure that our rivets perform properly.	Measure the total thickness of the material to be fastened in order to determine the required grip of the rivet. Be sure to select a sufficient grip range to allow the secondary head of the rivet to properly form.	RivetKing® Blind Rivets are available in several styles categorized as: • **OPEN END** • **CLOSED END** • **MULTIGRIP™** • **REAR FLANGE** • **LARGE FLANGE** • **LOAD SPREADING** • **LONG GRIP** • **RADIAL EXPANSION** • **STRUCTURAL (LOCKING)** • **HAMMER DRIVE** Each type of rivet has its own benefits such as watertight, tri-folding or locking features. For more details on the rivet that is right for your application, consult the Product Overview or the specific product page in this catalog.	Three different head styles are available. Dome head is the standard. Large Flange for increased bearing surface and Countersunk for near flush installation in a countersunk hole.

DOMED HEAD

Industrial Rivet’s part numbers are made up of six elements which, when correctly designated, completely describe the desired rivet. For large flange rivets, however, a 7th element (the suffix letter F) are required.

S	B	S	4	2	LF	IR

RIVET BODY MATERIAL
- **S** Steel
- **A** Aluminum
- **F** Stainless Steel
- **C** Copper

HEAD STYLE
- **B** Domed head
- **C** Countersunk head

MANDREL MATERIAL
- **S** Steel
- **A** Aluminum
- **F** Stainless Steel
- **B** Brass

DIAMETER* (in 32nds) **RIVET**

GRIP RANGE* (in 16ths)

SPECIAL FEATURE
- **LF** Large flange
- **BK** Black
- **WT** White
- **BR** Brown
- **CR** Custom Color
- **ROHS** ROHS Compliant

RIVET TYPE
- **IR** Standard
- **CE** Closed End
- **MG** MultiGrip™ Crimp Type
- **MGRT** MultiGrip™ Ring Type
- **ABL** TriFix (TriFolding)
- **RIVINOX** Rivinox® (Rear Flange)
- **RVB** RiviBulb (Rear Flange)
- **RVX** Rivex (Hi Strength MultiGrip™)
- **STM** StemLock (Rear Flange Structural)
- **TB** TigerBolt (External Locking Structural)
- **STR** InterLock (Internal Locking Structural)
- **RKQ** Q Style Self Plugging
- **CM** Checkmate®
- **GROOVED** Grooved Rivet
- **PLR** PLR™ Rivet

*** In some instances these are replaced with a “part code” instead a fractional designation.**

BLIND RIVET ANATOMY

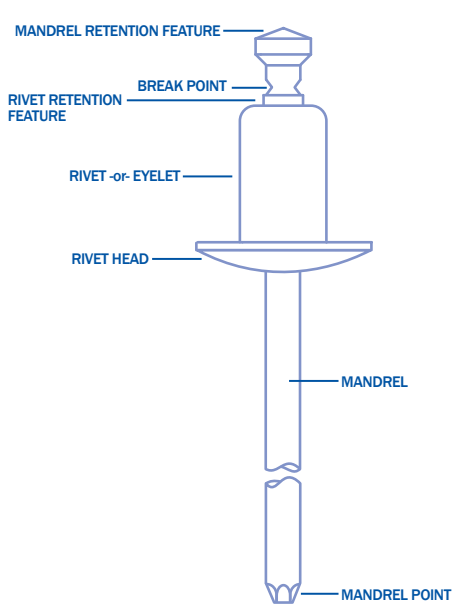

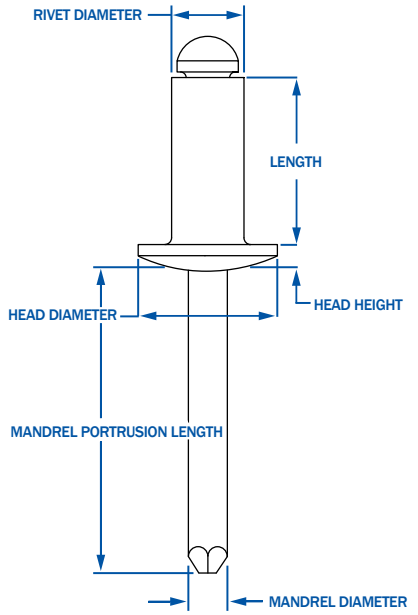

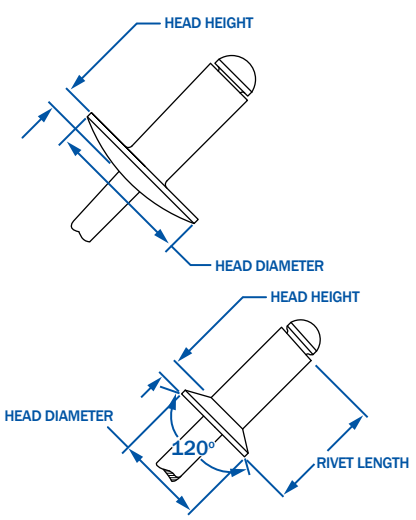

RIVETKING® ABA SERIES • ALL ALUMINUM RIVETS • OPEN END

RIVET: 5052 ALUMINUM • MANDREL: ALUMINUM

RIVETKING® ALUMINUM/ALUMINUM BLIND RIVETS BRIGHT POLISHED TO IMPROVE OXIDATION RESISTANCE AND OVERALL AESTHETICS OF THE RIVETED PRODUCT. Our rivets are tested to ensure consistent error free application from rivet to rivet. A special treatment applied to the rivet insures the mandrel will be encased by the rivet during application. The blunt diamond point prevents injury while improving application speed. All aluminum rivets are ranked #5 in shear and tensile strength for open end standards. PER IFI-114 GRADE 11.

ROHS COMPLIANT

STANDARD FLANGE-DOME HEAD

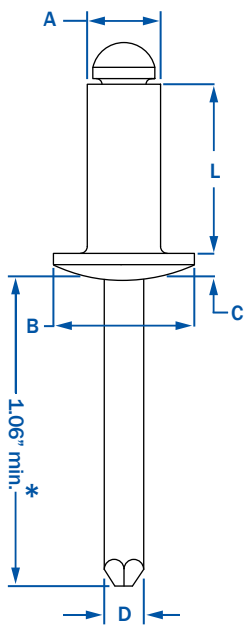

A DIA.	PART NUMBER	GRIP RANGE	L RIVET LENGTH	B HEAD DIA.	C HEAD HEIGHT	D MANDREL DIA.	HOLE SIZE (DRILL #)	STRENGTH SHEAR	STRENGTH TENSILE	Wt. lbs/M
3/32"	ABA - 32	.020 - .125	.250	.188	.032	.057	.097 - .100 (#41)	70	80	.70
	ABA - 34	.126 - .250	.375							.70
1/8"	ABA - 41	.020 - .062	.212	.250	.040	.076	.129 - .133 (#30)	120	150	1.00
	ABA - 42	.063 - .125	.275							1.10
	ABA - 43	.126 - .187	.337							1.20
	ABA - 44	.188 - .250	.400							1.30
	ABA - 45	.251 - .312	.462							1.30
	ABA - 46	.313 - .375	.525							1.40
	ABA - 48	.376 - .500	.650							1.50
	ABA - 410	.501 - .625	.775							1.67
	ABA - 412	.626 - .750	.900							
5/32"	ABA - 52	.020 - .125	.300	.312	.050	.095	.160 - .164 (#20)	190	230	1.88
	ABA - 53	.126 - .187	.362							2.00
	ABA - 54	.188 - .250	.425							2.00
	ABA - 56	.251 - .375	.550							2.50
	ABA - 58	.376 - .500	.675							2.50
3/16"	ABA - 62	.020 - .125	.325	.375	.060	.114	.192 - .196 (#11)	260	320	2.80
	ABA - 63	.126 - .187	.387							2.90
	ABA - 64	.188 - .250	.450							3.00
	ABA - 66	.251 - .375	.575							3.40
	ABA - 68	.376 - .500	.700							3.75
	ABA - 610	.501 - .625	.825							4.25
	ABA - 612	.626 - .750	.950							4.50
	ABA - 614	.751 - .875	1.075							5.00
	ABA - 616	.876 - 1.00	1.200							5.33
1/4"	ABA - 84	.020 - .250	.500	.500	.080	.151	.257 - .261 (F)	460	560	6.50
	ABA - 86	.251 - .375	.625							7.00
	ABA - 88	.376 - .500	.750							7.50
	ABA - 810	.501 - .625	.875							8.50
	ABA - 812	.626 - .750	1.000							8.50
	ABA - 814	.751 - .875	1.125							10.00
	ABA - 816	.876 - 1.00	1.250							9.88

LARGE FLANGE

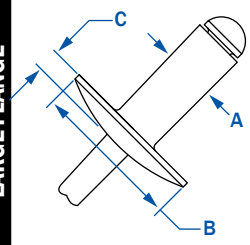

A DIA.	PART NUMBER	GRIP RANGE	L RIVET LENGTH	B HEAD DIA.	C HEAD HEIGHT	D MANDREL DIA.	HOLE SIZE (DRILL #)	STRENGTH SHEAR	STRENGTH TENSILE	Wt. lbs/M
1/8"	ABA - 42LF	.063 - .125	.275	.375	.065	.076	.129 - .133 (#30)	120	150	1.20
	ABA - 43LF	.126 - .187	.337							1.30
	ABA - 44LF	.188 - .250	.400							1.40
	ABA - 46LF	.313 - .375	.525							1.75
	ABA - 48LF	.376 - .500	.650							1.89
5/32"	ABA - 52LF	.020 - .125	.300	.468	.075	.095	.160 - .164 (#20)	190	230	
	ABA - 54LF	.188 - .250	.425							2.75
	ABA - 56LF	.251 - .375	.550							2.94
3/16"	ABA - 62LF	.020 - .125	.325	.625	.092	.114	.192 - .196 (#11)	260	320	
	ABA - 64LF	.188 - .250	.450							4.67
	ABA - 66LF	.251 - .375	.575							5.00
	ABA - 68LF	.376 - .500	.700							5.00
	ABA - 610LF	.501 - .625	.825							5.50
	ABA - 612LF	.626 - .750	.950							6.00
	ABA - 614LF	.751 - .875	1.075							6.00
	ABA - 616LF	.876 - 1.00	1.200							6.50
1/4"	ABA - 88LF	.376 - .500	.750	.750	1.07	.151	.257 - .261	460	560	

COUNTERSUNK

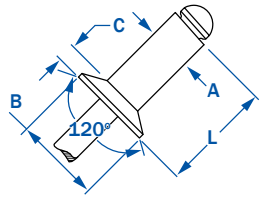

A DIA.	PART NUMBER	GRIP RANGE	L RIVET LENGTH	B HEAD DIA.	C HEAD HEIGHT	D MANDREL DIA.	HOLE SIZE (DRILL #)	STRENGTH SHEAR	STRENGTH TENSILE	Wt. lbs/M
1/8"	ACA - 42	.063 - .125	.275	.220	.031	.076	.129 - .133 (#30)	120	150	1.10
	ACA - 43	.126 - .187	.337							1.20
	ACA - 44	.188 - .250	.400							1.30
5/32"	ACA - 54	.188 - .250	.425	.281	.040	.095	.160 - .164	190	230	1.88
3/16"	ACA - 64	.188 - .250	.450	.350	.050	.114	.192 - .196 (#11)	260	320	2.80
	ACA - 66	.251 - .375	.575							2.80

* 1/4" Diameter rivets have a 1.250 mandrel length minimum.

RIVETKING® ABS SERIES • ALUMINUM/STEEL RIVETS • OPEN END

RIVET: 5056 ALUMINUM • MANDREL: STEEL PHOSPHATED – RIVET: 5052 ALUMINUM • MANDREL: STEEL ZINC PLATED

ALUMINUM/STEEL RIVETS ARE OFFERED IN TWO CONFIGURATIONS. CELUS® BRAND, 5056 ALUMINUM WITH STEEL PHOSPHATED MANDREL AND RIVETKING® BRAND 5052 ALUMINUM WITH STEEL ZINC PLATED MANDREL. Phosphated mandrels reduce rivet gun jaw cleaning, while zinc plated mandrels provide for greater rust protection. The aluminum rivet body is bright polished to protect from oxidation. The ABS series is ranked #4 in shear and tensile strength in the standard open end rivet category.

ROHS COMPLIANT

STANDARD FLANGE-DOME HEAD

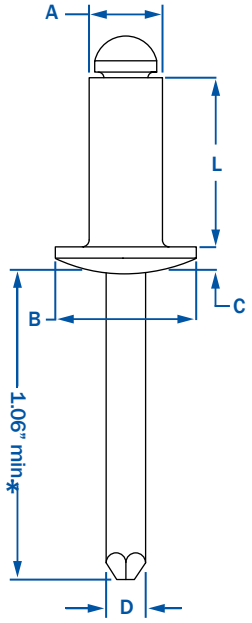

A DIA.	PART NUMBER	GRIP RANGE	L RIVET LENGTH	B HEAD DIA.	C HEAD HEIGHT	D MANDREL DIA.	HOLE SIZE (DRILL #)	STRENGTH SHEAR	STRENGTH TENSILE	Wt. lbs/M
3/32"	ABS - 32	.020 - .125	.250	.188	.032	.057	.097 - .100 (#41)	90 [70]	120 [80]	1.30
	ABS - 34	.126 - .250	.375							1.30
1/8"	ABS - 41	.020 - .062	.212	.250	.040	.076	.129 - .133 (#30)	170 [120]	220 [150]	2.50
	ABS - 42	.063 - .125	.275							2.50
	ABS - 43	.126 - .187	.337							2.60
	ABS - 44	.188 - .250	.400							2.70
	ABS - 45	.251 - .312	.462							2.70
	ABS - 46	.313 - .375	.525							2.80
	ABS - 48	.376 - .500	.650							3.10
	ABS - 410	.501 - .625	.775							3.10
	ABS - 412	.626 - .750	.900							
5/32"	ABS - 52	.020 - .125	.300	.312	.050	.095	.160 - .164 (#20)	260 [190]	350 [230]	4.25
	ABS - 53	.126 - .187	.362							4.25
	ABS - 54	.188 - .250	.425							4.38
	ABS - 56	.251 - .375	.550							5.17
	ABS - 58	.376 - .500	.675							5.17
3/16"	ABS - 62	.020 - .125	.325	.375	.060	.114	.192 - .196 (#11)	380 [260]	500 [320]	6.20
	ABS - 63	.126 - .187	.387							
	ABS - 64	.188 - .250	.450							7.00
	ABS - 66	.251 - .375	.575							7.20
	ABS - 68	.376 - .500	.700							7.75
	ABS - 610	.501 - .625	.825							8.75
	ABS - 612	.626 - .750	.950							9.00
	ABS - 614	.751 - .875	1.075							
	ABS - 616	.876 - 1.00	1.200							10.33
1/4"	ABS - 84	.020 - .250	.500	.500	.080	.151	.257 - .261 (F)	700 [460]	920 [560]	13.50
	ABS - 86	.251 - .375	.625							14.00
	ABS - 88	.376 - .500	.750							15.00
	ABS - 810	.501 - .625	.875							16.00
	ABS - 812	.626 - .750	1.000							16.00
	ABS - 814	.751 - .875	1.125							21.00
	ABS - 816	.876 - 1.00	1.250							21.00

LARGE FLANGE

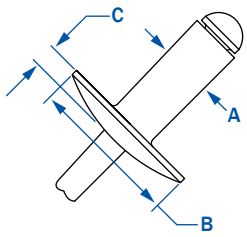

A DIA.	PART NUMBER	GRIP RANGE	L RIVET LENGTH	B HEAD DIA.	C HEAD HEIGHT	D MANDREL DIA.	HOLE SIZE (DRILL #)	STRENGTH SHEAR	STRENGTH TENSILE	Wt. lbs/M
1/8"	ABS - 42LF	.063 - .125	.275	.375	.065	.076	.129 - .133 (#30)	170 [120]	220 [150]	2.60
	ABS - 43LF	.126 - .187	.337							2.70
	ABS - 44LF	.188 - .250	.400							2.70
	ABS - 46LF	.313 - .375	.525							3.25
	ABS - 48LF	.376 - .500	.650							
5/32"	ABS - 52LF	.020 - .125	.300	.468	.075	.095	.160 - .164 (#20)	260 [190]	350 [230]	5.00
	ABS - 54LF	.188 - .250	.425							
	ABS - 56LF	.251 - .375	.550							
3/16"	ABS - 62LF	.020 - .125	.325	.625	.092	.114	.192 - .196 (#11)	380 [260]	500 [320]	
	ABS - 64LF	.188 - .250	.450							8.00
	ABS - 66LF	.251 - .375	.575							9.00
	ABS - 68LF	.376 - .500	.700							9.33
	ABS - 610LF	.501 - .625	.825							10.50
	ABS - 612LF	.626 - .750	.950							10.50
	ABS - 614LF	.751 - .875	1.075							11.50
	ABS - 616LF	.876 - 1.00	1.200							12.00
1/4"	ABS - 88LF	.376 - .500	.750	.750	1.07	.151	.257 - .261	700 [460]	920 [560]	

COUNTERSUNK

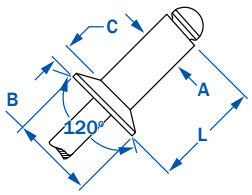

A DIA.	PART NUMBER	GRIP RANGE	L RIVET LENGTH	B HEAD DIA.	C HEAD HEIGHT	D MANDREL DIA.	HOLE SIZE (DRILL #)	STRENGTH SHEAR	STRENGTH TENSILE	Wt. lbs/M
1/8"	ACS - 42	.063 - .125	.275	.220	.031	.076	.129 - .133 (#30)	170 [120]	220 [150]	2.60
	ACS - 43	.126 - .187	.337							2.60
	ACS - 44	.188 - .250	.400							2.70
5/32"	ACS - 54	.188 - .250	.425	.281	.040	.095	.160 - .164	260 [190]	350 [230]	4.13
3/16"	ACS - 64	.188 - .250	.450	.350	.050	.114	.192 - .196 (#11)	380 [260]	500 [320]	6.40
	ACS - 66	.251 - .375	.575							7.40

* 1/4" DIAMETER RIVETS HAVE A 1.250 MANDREL LENGTH MINIMUM.

** CELUS® 5056 ALUMINUM/STEEL PHOSPHATED ARE PER IFI 114 GRADE 19 AND DO NOT HAVE A SUFFIX

*** RIVETKING® 5052 ALUMINUM/STEEL ZINC PLATED ARE PER IFI 114 GRADE 18 ARE IN BRACKETED ABOVE AND HAVE /IR AS THE SUFFIX

RIVETKING® SBS SERIES • ALL STEEL BLIND RIVETS • OPEN END

RIVET: STEEL TRIVALENT ZINC PLATED • MANDREL: STEEL TRIVALENT ZINC PLATED

RIVETKING®/CELUS® STEEL/STEEL BLIND RIVETS ARE EQUIPPED WITH PITCHED MANDREL DESIGN THAT IS ENVELOPED BY THE RIVET DURING APPLICATION TO PREVENT MANDREL FALLOUT. Offered in two configurations, RivetKing® Brand All Steel Zinc Plated or Celus® Brand, Steel with Phosphate mandrel. Phosphated mandrels reduce rivet gun jaw cleaning, while zinc plated mandrels provide for greater rust protection. The SBS series is ranked #3 in both shear and tensile strength in the open end blind rivet category. Per IFI -114 Grade 30

ROHS COMPLIANT

STANDARD FLANGE-DOME HEAD

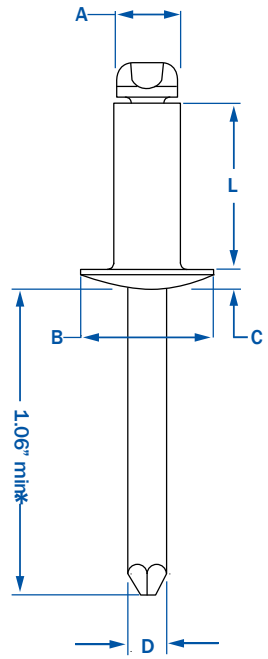

A DIA.	PART NUMBER	GRIP RANGE	L RIVET LENGTH	B HEAD DIA.	C HEAD HEIGHT	D MANDREL DIA.	HOLE SIZE (DRILL #)	STRENGTH SHEAR	STRENGTH TENSILE	Wt. lbs/M
3/32"	SBS - 32	.020 - .125	.250	.188	.032	.057	.097 - .100 (#41)	130	170	1.50
	SBS - 34	.126 - .250	.375							1.70
1/8"	SBS - 41	.020 - .062	.212	.250	.040	.076	.129 - .133 (#30)	260	310	2.80
	SBS - 42	.063 - .125	.275							2.90
	SBS - 43	.126 - .187	.337							3.10
	SBS - 44	.188 - .250	.400							3.30
	SBS - 45	.251 - .312	.462							3.60
	SBS - 46	.313 - .375	.525							3.70
	SBS - 48	.376 - .500	.650							3.70
	SBS - 410	.501 - .625	.775							4.78
	SBS - 412	.626 - .750	.900							
5/32"	SBS - 52	.020 - .125	.300	.312	.050	.095	.160 - .164 (#20)	370	470	5.13
	SBS - 53	.126 - .187	.362							5.25
	SBS - 54	.188 - .250	.425							5.50
	SBS - 56	.251 - .375	.550							6.67
	SBS - 58	.376 - .500	.675							6.83
3/16"	SBS - 62	.020 - .125	.325	.375	.060	.114	.192 - .196 (#11)	540	680	7.80
	SBS - 63	.126 - .187	.387							8.20
	SBS - 64	.188 - .250	.450							8.60
	SBS - 66	.251 - .375	.575							9.40
	SBS - 68	.376 - .500	.700							10.75
	SBS - 610	.501 - .625	.825							11.75
	SBS - 612	.626 - .750	.950							11.75
	SBS - 614	.751 - .875	1.075							14.33
	SBS - 616	.876 - 1.00	1.200							14.67
1/4"	SBS - 84	.020 - .250	.500	.500	.080	.151	.257 - .261 (F)	1000	1240	16.50
	SBS - 86	.251 - .375	.625							17.50
	SBS - 88	.376 - .500	.750							19.00
	SBS - 810	.501 - .625	.875							23.00
	SBS - 812	.626 - .750	1.000							24.50
	SBS - 814	.751 - .875	1.125							27.00
	SBS - 816	.876 - 1.00	1.250							28.00

LARGE FLANGE

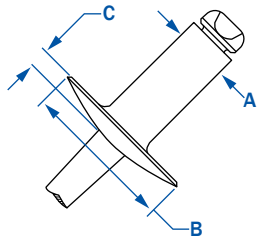

1/8"	SBS - 42LF	.063 - .125	.275	.375	.065	.076	.129 - .133 (#30)	260	310	3.30
	SBS - 43LF	.126 - .187	.337							3.50
	SBS - 44LF	.188 - .250	.400							3.60
	SBS - 46LF	.313 - .375	.525							4.63
	SBS - 48LF	.376 - .500	.650							4.63
5/32"	SBS - 52LF	.020 - .125	.300	.468	.075	.095	.160 - .164 (#20)	370	470	
	SBS - 54LF	.188 - .250	.425							7.50
	SBS - 56LF	.251 - .375	.550							8.33
3/16"	SBS - 62LF	.020 - .125	.325	.625	.092	.114	.192 - .196 (#11)	540	680	
	SBS - 64LF	.188 - .250	.450							12.67
	SBS - 66LF	.251 - .375	.575							13.33
	SBS - 68LF	.376 - .500	.700							14.67
	SBS - 610LF	.501 - .625	.825							16.00
	SBS - 612LF	.626 - .750	.950							16.00
	SBS - 614LF	.751 - .875	1.075							17.00
	SBS - 616LF	.876 - 1.00	1.200							18.00
1/4"	SBS - 88LF	.376 - .500	.750	.750	1.07	.151	.257 - .261	1000	1240	

COUNTERSUNK

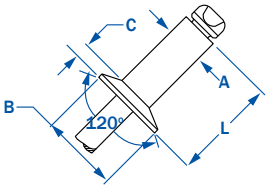

1/8"	SCS - 42	.063 - .125	.275	.220	.031	.076	.129 - .133 (#30)	260	310	3.00
	SCS - 43	.126 - .187	.337							3.10
	SCS - 44	.188 - .250	.400							3.30
5/32"	SCS - 54	.188 - .250	.425	.281	.040	.095	.160 - .164	370	470	5.25
3/16"	SCS - 64	.188 - .250	.450	.350	.050	.114	.192 - .196 (#11)	540	680	8.20
	SCS - 66	.251 - .375	.575							9.60

* 1/4" DIAMETER RIVETS HAVE A 1.250 MANDREL LENGTH MINIMUM.

** CELUS® STEEL ZINC PLATED RIVET / PHOSPHATED MANDREL DO NOT HAVE A SUFFIX (SPECIAL ORDER)

*** RIVETKING® STEEL ZINC PLATED RIVET /ZINC PLATED MANDREL HAVE /IR AS A SUFFIX (STOCK)

RIVETKING® FBS SERIES · STAINLESS/STEEL RIVETS · OPEN END

RIVET: 18-8 SERIES STAINLESS STEEL • MANDREL: STEEL TRIVALENT ZINC PLATED

RIVETKING® STAINLESS STEEL RIVET WITH STEEL ZINC PLATED MANDREL (FBS) SERIES IS THE ECONOMICAL ALTERNATIVE TO FBF SERIES. FBS Series offers similar shear and tensile strength and will hold its strength over time in corrosive environments. Because a steel mandrel has the potential to leave a rust trail, for aesthetic applications FBF series is recommended. IFI 114 Grade 50.

STANDARD FLANGE-DOME HEAD

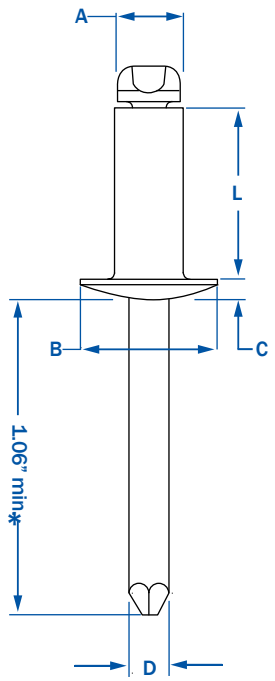

A DIA.	PART NUMBER	GRIP RANGE	L RIVET LENGTH	B HEAD DIA.	C HEAD HEIGHT	D MANDREL DIA.	HOLE SIZE (DRILL #)	STRENGTH SHEAR	STRENGTH TENSILE	Wt. lbs/M
3/32"	FBS - 32	.020 - .125	.250	.188	.032	.057	.097 - .100 (#41)	230	280	
	FBS - 34	.126 - .250	.375							
1/8"	FBS - 41	.020 - .062	.212	.250	.040	.076	.129 - .133 (#30)	420	530	2.60
	FBS - 42	.063 - .125	.275							3.00
	FBS - 43	.126 - .187	.337							3.10
	FBS - 44	.188 - .250	.400							3.20
	FBS - 45	.251 - .312	.462							3.60
	FBS - 46	.313 - .375	.525							3.50
	FBS - 48	.376 - .500	.650							3.60
5/32"	FBS - 52	.020 - .125	.300	.312	.050	.095	.160 - .164 (#20)	650	820	5.00
	FBS - 53	.126 - .187	.362							5.25
	FBS - 54	.188 - .250	.425							5.80
	FBS - 56	.251 - .375	.550							
	FBS - 58	.376 - .500	.675							
	FBS - 510	.501 - .625	.800							
3/16"	FBS - 62	.063 - .125	.325	.375	.060	.114	.192 - .196 (#11)	950	1200	7.40
	FBS - 63	.126 - .187	.387							8.40
	FBS - 64	.188 - .250	.450							8.80
	FBS - 66	.251 - .375	.575							9.75
	FBS - 68	.376 - .500	.700							11.00
	FBS - 610	.501 - .625	.825							11.75
	FBS - 612	.626 - .750	.950							
	FBS - 614	.751 - .875	1.075							
	FBS - 616	.876 - 1.000	1.200							22.00
1/4"	FBS - 84	.063 - .250	.500	.500	.080	.151	.257 - .261 (F)	1700	2100	
	FBS - 86	.251 - .375	.625							
	FBS - 88	.376 - .500	.750							
	FBS - 810	.501 - .625	.875							
	FBS - 812	.626 - .750	1.000							

LARGE FLANGE

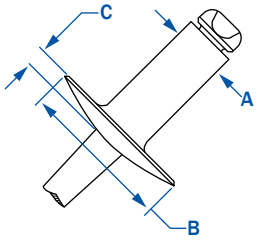

A DIA.	PART NUMBER	GRIP RANGE	L RIVET LENGTH	B HEAD DIA.	C HEAD HEIGHT	D MANDREL DIA.	HOLE SIZE (DRILL #)	STRENGTH SHEAR	STRENGTH TENSILE	Wt. lbs/M
1/8"	FBS - 42LF	.020 - .125	.275	.375	.065	.076	.129 - .133 (#30)	420	530	3.30
	FBS - 43LF	.126 - .187	.337							3.50
	FBS - 44LF	.188 - .250	.375							3.60
	FBS - 45LF	.251 - .312	.462							
	FBS - 46LF	.313 - .375	.525							
5/32"	FBS - 52LF	.020 - .125	.300	.468	.075	.095	.160 - .164 (#20)	650	820	
	FBS - 53LF	.126 - .187	.362							
	FBS - 54LF	.188 - .250	.425							
	FBS - 56LF	.251 - .375	.550							
	FBS - 58LF	.376 - .500	.675							
3/16"	FBS - 62LF	.063 - .187	.375	.625	.092	.114	.192 - .196 (#11)	950	1200	
	FBS - 64LF	.188 - .250	.450							10.67
	FBS - 66LF	.251 - .375	.575							11.33
	FBS - 68LF	.376 - .500	.700							11.67
	FBS - 610LF	.501 - .625	.825							13.00
	FBS - 612LF	.626 - .750	.950							14.50
	FBS - 614LF	.751 - .875	1.075							
	FBS - 616LF	.876 - 1.000	1.200							

COUNTERSUNK

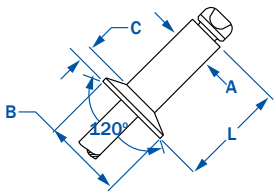

A DIA.	PART NUMBER	GRIP RANGE	L RIVET LENGTH	B HEAD DIA.	C HEAD HEIGHT	D MANDREL DIA.	HOLE SIZE (DRILL #)	STRENGTH SHEAR	STRENGTH TENSILE	Wt. lbs/M
1/8"	FCS - 42	.063 - .125	.275	.220	.031	.076	.129 - .133 (#30)	420	530	3.00
	FCS - 43	.126 - .187	.337							3.10
	FCS - 44	.188 - .250	.400							3.30
5/32"	FCS - 54	.188 - .250	.425	.281	.040	.095	.160 - .164	650	820	5.36
3/16"	FCS - 64	.188 - .250	.450	.350	.050	.114	.192 - .196 (#11)	950	1200	7.60
	FCS - 66	.251 - .375	.575							9.79

*1/4" Diameter rivets have a 1.250 mandrel length minimum.

RIVETKING® FBF SERIES • ALL STAINLESS RIVETS • OPEN END

RIVET: 18-8 STAINLESS STEEL • MANDREL: 18-8 STAINLESS STEEL

RIVETKING® ALL STAINLESS STEEL BLIND RIVETS ARE A SURE WAY TO AVOID RUST AND OXIDATION. Produced from the finest grade stainless steel materials and clean polished, the FBF series will look great and last a lifetime in the finished assembly. The mandrels are blunt diamond pointed to insure increased assembly speed and improving safety. The unique mandrel head shape assists in retaining the mandrel within the rivet. All Stainless Blind rivets rank #1 in shear and tensile strength when compared to others in its class. PER IFI-114 GRADE 51.

ROHS COMPLIANT

STANDARD FLANGE-DOME HEAD

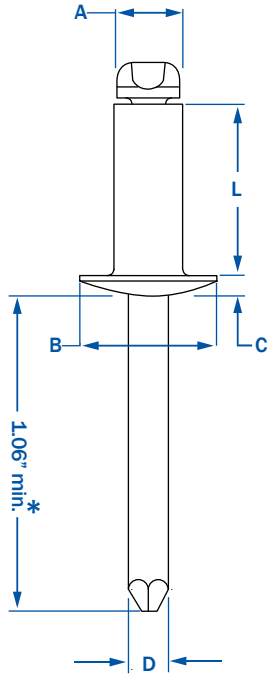

A DIA.	PART NUMBER	GRIP RANGE	L RIVET LENGTH	B HEAD DIA.	C HEAD HEIGHT	D MANDREL DIA.	HOLE SIZE (DRILL #)	STRENGTH SHEAR	STRENGTH TENSILE	Wt. lbs/M
3/32"	FBF - 32	.020 - .125	.250	.188	.032	.057	.097 - .100 (#41)	230	280	1.53
	FBF - 34	.126 - .250	.375							1.73
1/8"	FBF - 41	.020 - .062	.212	.250	.040	.076	.129 - .133 (#30)	420	530	2.60
	FBF - 42	.063 - .125	.275							2.90
	FBF - 43	.126 - .187	.337							3.00
	FBF - 44	.188 - .250	.400							3.10
	FBF - 45	.251 - .312	.462							3.60
	FBF - 46	.313 - .375	.525							3.30
	FBF - 48	.376 - .500	.650							3.50
	FBF - 410	.501 - .625	.775							4.88
	FBF - 412	.626 - .750	.900							
5/32"	FBF - 52	.020 - .125	.300	.312	.050	.095	.160 - .164 (#20)	650	820	5.00
	FBF - 53	.126 - .187	.362							5.13
	FBF - 54	.188 - .250	.425							5.25
	FBF - 56	.251 - .375	.550							5.83
	FBF - 58	.376 - .500	.675							6.50
3/16"	FBF - 62	.020 - .125	.325	.375	.060	.114	.192 - .196 (#11)	950	1200	7.40
	FBF - 63	.126 - .187	.387							8.36
	FBF - 64	.188 - .250	.450							8.40
	FBF - 66	.251 - .375	.575							8.80
	FBF - 68	.376 - .500	.700							9.75
	FBF - 610	.501 - .625	.825							11.00
	FBF - 612	.626 - .750	.950							11.75
	FBF - 614	.751 - .875	1.075							14.62
	FBF - 616	.876 - 1.00	1.200							22.00
1/4"	FBF - 84	.020 - .250	.500	.500	.080	.151	.257 - .261 (F)	1700	2100	15.00
	FBF - 86	.251 - .375	.625							17.00
	FBF - 88	.376 - .500	.750							18.00
	FBF - 810	.501 - .625	.875							20.00
	FBF - 812	.626 - .750	1.000							20.50
	FBF - 814	.751 - .875	1.125							27.54
	FBF - 816	.876 - 1.00	1.250							28.56

LARGE FLANGE

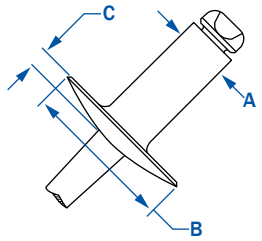

A DIA.	PART NUMBER	GRIP RANGE	L RIVET LENGTH	B HEAD DIA.	C HEAD HEIGHT	D MANDREL DIA.	HOLE SIZE (DRILL #)	STRENGTH SHEAR	STRENGTH TENSILE	Wt. lbs/M
1/8"	FBF - 42LF	.063 - .125	.275	.375	.065	.076	.129-.133 (#30)	420	530	3.30
	FBF - 43LF	.126 - .187	.337							3.50
	FBF - 44LF	.188 - .250	.400							3.60
	FBF - 46LF	.313 - .375	.525							4.72
	FBF - 48LF	.376 - .500	.650							4.72
5/32"	FBF - 52LF	.020 - .125	.300	.468	.075	.095	.160-.164 (#20)	650	820	
	FBF - 54LF	.188 - .250	.425							
	FBF - 56LF	.251 - .375	.550							
3/16"	FBF - 62LF	.020 - .125	.325	.625	.092	.114	.192-.196 (#11)	950	1200	
	FBF - 64LF	.188 - .250	.450							10.67
	FBF - 66LF	.251 - .375	.575							11.33
	FBF - 68LF	.376 - .500	.700							11.67
	FBF - 610LF	.501 - .625	.825							13.00
	FBF - 612LF	.626 - .750	.950							14.50
	FBF - 614LF	.751 - .875	1.075							17.34
	FBF - 616LF	.876 - 1.00	1.200							18.36
1/4"	FBF - 88LF	.376 - .500	.750	.750	1.07	.151	.257 - .261	1700	2100	

COUNTERSUNK

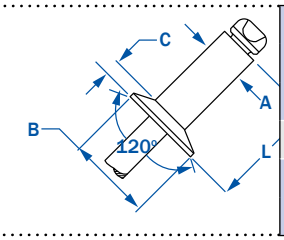

A DIA.	PART NUMBER	GRIP RANGE	L RIVET LENGTH	B HEAD DIA.	C HEAD HEIGHT	D MANDREL DIA.	HOLE SIZE (DRILL #)	STRENGTH SHEAR	STRENGTH TENSILE	Wt. lbs/M
1/8"	FCF - 42	.063 - .125	.275	.220	.031	.076	.129 - .133 (#30)	420	530	3.00
	FCF - 43	.126 - .187	.337							3.10
	FCF - 44	.188 - .250	.400							3.30
5/32"	FCF - 54	.188 - .250	.425	.281	.040	.095	.160 - .164	650	820	5.36
3/16"	FCF - 64	.188 - .250	.450	.350	.050	.114	.192 - .196 (#11)	950	1200	7.60
	FCF - 66	.251 - .375	.575							9.79

*1/4" Diameter rivets have a 1.250 mandrel length minimum.

RIVETKING® BACK UP WASHERS

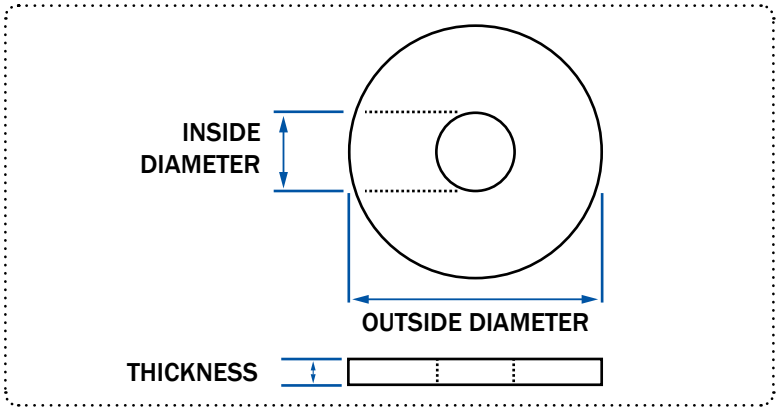

Use Back Up Washers when the hole size or the grip range is out of suggested specification. Also serves as an excellent bearing surface in thin sheet metal or plastics.

OR DON'T USE BACK UP WASHERS AT ALL USE:
TRIFIX™, RIVINOX®, OR RIVIBULB®

DIMENSIONS			ALUMINUM	STEEL ZINC PLATED	STAINLESS STEEL 18-8 SERIES
RIVET DIA.	OUTSIDE DIA.	THICKNESS	PART NUMBER	PART NUMBER	PART NUMBER
1/8"	.375	.062	ABUP - 4	SBUP - 4	FBUP - 4
5/32"	.437	.062	ABUP - 5	SBUP - 5	FBUP - 5
3/16"	.500	.062	ABUP - 6	SBUP - 6	FBUP - 6
1/4"	.562	.062	ABUP - 8	SBUP - 8	FBUP - 8

FIND THIS! Plus More on Page 7

RIVETKING® BLIND RIVET TOOLS

RK-8000 SERIES RIVETKING® TOOLS

QUICK, LIGHT, ERGONOMIC AND SHOCK RESISTANT.

The RK-8000 Series is the best choice for demanding, high volume production-oriented environments. Triple Jaws, and Vacuum mandrel collection comes standard.

The RK-8000S is perfect for 1/8" diameter rivets, while the RK-8000M is best for 3/16" and 5/32". For extended grip or structural rivet applications, the RK-8000LS is suggested. The RK-8000LS is designed with an extra long stroke to insure that the rivet is applied and mandrel is withdrawn completely from the rivet in almost any grip range.

Power: 1,850 lbsF
Stroke: .787"
Weight: 2.42 lbs

RK-8000S
5/32" MAX.

Power: 2,450 lbsF
Stroke: .787"
Weight: 3.3 lbs

RK-8000M
3/16" MAX. | & STRUCTURALS

RIVETKING® LONG STROKE - RK-8000LS

RK-8000LS = LONG STROKE PERFORMANCE!

Extra long stroke, lightweight, ergonomic and shock resistant with triple jaws and vacuum mandrel collection. The RivetKing® RK-8000LS is perfect in long stroke applications such as:

Power: 3,400 lbsF
Stroke: 1.02"
Weight: 3.74 lbs

THE RK-8000LS IS BEST FOR:
- Structural Rivets
- PLR™ Rivet
- Trifold Rivets
- Long Length Rivets
- Rivets used outside the intended grip range

RK-8000LS
1/4" MAX. | & STRUCTURALS

RIVETKING® COPPER BLIND RIVET

CBS SERIES • RIVET: COPPER • MANDREL: STEEL/COPPER PLATED

RIVETKING® OFFERS COPPER RIVET BODIES WITH STEEL/ COPPER PLATED MANDREL. The steel mandrel configuration is best for gutter or roofing applications or in electronic or decorative applications where cost is of concern. CBS series rivets meet or exceed IFI 114 specifications.

STANDARD FLANGE-DOME HEAD

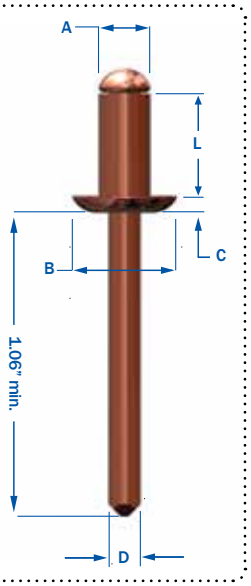

A				L	B	C	D			
DIA.	PART NUMBER	GRIP RANGE	HOLE SIZE (DRILL #)	RIVET LENGTH	HEAD DIA.	HEAD HEIGHT	MANDREL DIA.	STRENGTH		WEIGHT PER M
								SHEAR	TENSILE	
1/8"	CBS - 42	.020 - .125	.129 - .133 (#30)	.275	.250	.040	.076			3.1
	CBS - 43	.126 - .187		.337						3.4
	CBS - 44	.188 - .250		.400						3.4

ROHS COMPLIANT

RIVETKING® COPPER/ BRASS BLIND RIVET

CBB SERIES • RIVET: COPPER • MANDREL: BRASS

RIVETKING® OFFERS COPPER RIVET BODIES WITH A SOLID BRASS MANDREL. The solid brass mandrel configuration is used in electronics applications where superior conductivity is required or in decorative applications where superior corrosion protection is required. CBB series rivets meet or exceed IFI 114 specifications.

STANDARD FLANGE-DOME HEAD

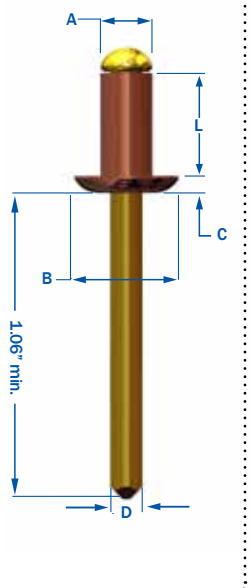

A				L	B	C	D			
DIA.	PART NUMBER	GRIP RANGE	HOLE SIZE (DRILL #)	RIVET LENGTH	HEAD DIA.	HEAD HEIGHT	MANDREL DIA.	STRENGTH		WEIGHT PER M
								SHEAR	TENSILE	
1/8"	CBB - 42	.020 - .125	.129 - .133 (#30)	.275	.250	.040	.076			3.1
	CBB - 43	.126 - .187		.337						3.4
	CBB - 44	.188 - .250		.400						3.4

ROHS COMPLIANT

RIVETKING® ABA-CE SERIES • ALL ALUMINUM RIVETS • CLOSED END

ALL ALUMINUM-DOME HEAD • CLOSED END BLIND RIVET

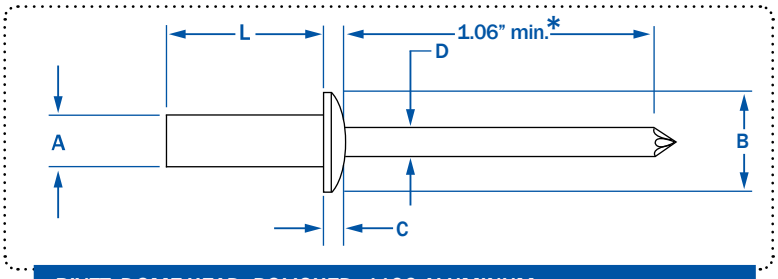

RIVET: DOME HEAD, POLISHED, 1100 ALUMINUM
MANDREL: POLISHED, ALUMINUM
IFI-126 Grade 9

Closed End Rivets are used when a weather proof/leak proof seal is needed. Its completely closed end design prevents liquids, moisture, air and other contaminants from entering the riveted hole and/or the rivet itself. The RivetKing® Closed End rivet design guarantees the mandrel head is fully retained within the rivet. RivetKing® Aluminum/Aluminum Closed End rivets are bright polished for aesthetics and to prevent oxidation. The Aluminum Rivet / Aluminum Mandrel configuration is corrosion resistant.

ROHS COMPLIANT

PART NUMBER	A RIVET SIZE	GRIP RANGE MIN - MAX	L LENGTH MAX	B HEAD DIA NOM.	C HEAD HEIGHT NOM.	D MANDREL DIA NOM.	HOLE SIZE MIN - MAX	SHEAR LBS.F	TENSILE LBS.F	WEIGHT / M LBS/M
ABA - 41 - CE	1/8"	.020 - .062	.297	.250	.040	.076	129 - .133 (#30)	100	110	1.2
ABA - 42 - CE		.063 - .125	.360							1.3
ABA - 43 - CE		.126 - .187	.422							1.3
ABA - 44 - CE		.188 - .250	.485							1.4
ABA - 45 - CE		.251 - .312	.547							1.5
ABA - 46 - CE		.313 - .375	.610							1.6
ABA - 48 - CE		.376 - .500	.735							1.7
ABA - 410 - CE		.501 - .625								1.8
ABA - 412 - CE		.626 - .750								1.9
ABA - 52 - CE	5/32"	.020 - .125	.375	.312	.050	.095	.160 - .164 (#20)	130	160	2.0
ABA - 53 - CE		.126 - .187	.437							2.0
ABA - 54 - CE		.188 - .250	.500							2.1
ABA - 55 - CE		.251 - .312	.562							2.2
ABA - 56 - CE		.313 - .375	.625							2.2
ABA - 58 - CE		.376 - .500	.750							2.3
ABA - 510 - CE		.501 - .625								2.4
ABA - 62 - CE	3/16"	.020 - .125	.406	.375	.060	.114	.192 - .196 (#11)	210	250	2.8
ABA - 63 - CE		.126 - .187	.468							3.2
ABA - 64 - CE		.188 - .250	.531							3.4
ABA - 66 - CE		.251 - .375	.656							4.0
ABA - 68 - CE		.376 - .500	.781							4.4
ABA - 610 - CE		.501 - .625	.906							4.9
ABA - 612 - CE		.626 - .750	1.026							5.5
ABA - 614 - CE		.751 - .875								6.1
ABA - 616 - CE		.876 - 1.000								6.8

3/32" and 1/4" Diameter Rivets can be quoted on request.

RIVETKING® ABS-CE SERIES • ALUMINUM/ STEEL • CLOSED END

ALUMINUM/STEEL-DOME HEAD • CLOSED END BLIND RIVETS

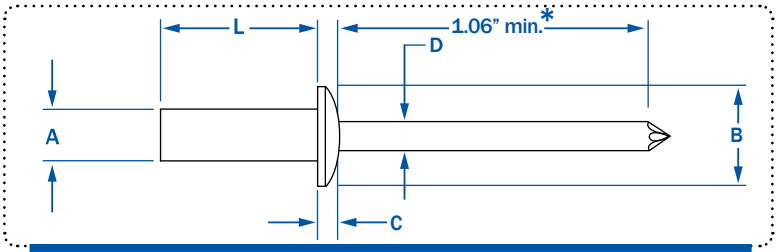

RIVET: DOME HEAD, POLISHED, 5056 ALUMINUM
MANDREL: PHOSPHATED, STEEL
Per IFI-126 Grade 19

Closed End Rivets are used when a weather proof / leak proof seal is needed. Its completely closed end design prevents liquids, moisture, air and other contaminants from entering the riveted hole and/or the rivet itself. The RivetKing® Closed End rivet design guarantees the mandrel head is fully retained within the rivet. Aluminum/Steel Closed End rivets have an aluminum bright polished rivet to resist oxidation and a steel phosphate coated mandrel for improved clamp force during riveting. While the ABS-CE series is an aluminum rivet, be aware that the mandrel is steel and even though withdrawn after riveting, the potential for rust streaks is present. For superior corrosion protection use ABA-CE or FBF-CE.

ROHS COMPLIANT

PART NUMBER	A RIVET SIZE	GRIP RANGE MIN - MAX	L LENGTH MAX	B HEAD DIA NOM.	C HEAD HEIGHT NOM.	D MANDREL DIA NOM.	HOLE SIZE MIN - MAX	SHEAR LBS.F	TENSILE LBS.F	WEIGHT LBS/M APPROX.
ABS - 41 - CE	1/8"	.020 - .063	.297	.250	.040	.076	129 - .133 (#30)	240	280	2.1
ABS - 42 - CE		.063 - .125	.360							2.2
ABS - 43 - CE		.126 - .187	.422							2.2
ABS - 44 - CE		.188 - .250	.485							2.5
ABS - 45 - CE		.251 - .312	.547							2.6
ABS - 46 - CE		.313 - .375	.610							2.6
ABS - 48 - CE		.376 - .500	.735							2.7
ABS - 410 - CE		.501 - .625								2.8
ABS - 412 - CE		.626 - .750								2.9
ABS - 52 - CE	5/32"	.020 - .125	.375	.312	.050	.095	.160 - .164 (#20)	350	480	3.8
ABS - 53 - CE		.126 - .187	.437							3.9
ABS - 54 - CE		.188 - .250	.500							3.9
ABS - 55 - CE		.251 - .312	.562							4.0
ABS - 56 - CE		.313 - .375	.625							4.0
ABS - 58 - CE		.376 - .500	.750							4.1
ABS - 510 - CE		.501 - .625								4.3
ABS - 62 - CE	3/16"	.020 - .125	.406	.375	.060	.114	.192 - .196 (#11)	500	690	5.4
ABS - 63 - CE		.126 - .187	.468							5.8
ABS - 64 - CE		.188 - .250	.531							6.2
ABS - 66 - CE		.251 - .375	.656							6.4
ABS - 68 - CE		.376 - .500	.781							7.0
ABS - 610 - CE		.501 - .625	.906							7.3
ABS - 612 - CE		.626 - .750	1.026							7.5
ABS - 614 - CE		.751 - .875								8.0
ABS - 616 - CE		.876 - 1.000								8.5
ABS - 82 - CE	1/4"	.020 - .125	.445	.500	.080	.151	.257 - .261 (F)	900	1100	11.3
ABS - 84 - CE		.125 - .250	.570							11.5
ABS - 86 - CE		.251 - .375	.695							11.5
ABS - 88 - CE		.376 - .500	.820							12.5
ABS - 810 - CE		.501 - .625	.945							13.5
ABS - 812 - CE		.626 - .750	1.070							14.5
ABS - 814 - CE		.751 - .875	1.195							15.5
ABS - 816 - CE		.876 - 1.000	1.320							16.5

*1/4" Diameter rivets have a 1.250 mandrel length minimum.

RIVETKING® SBS-CE SERIES • ALL STEEL • CLOSED END

ALL STEEL • DOME HEAD • CLOSED END BLIND RIVETS

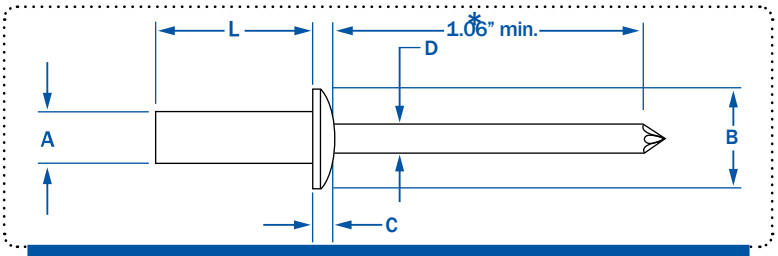

RIVET: DOME HEAD, ZINC PLATED, C-1002 STEEL
MANDREL: ZINC PLATED, STEEL
Per IFI-126 Grade 30

Closed End Rivets are used when a weather proof / leak proof seal is needed. Its completely closed end design prevents liquids, moisture, air and other contaminants from entering the riveted hole and/or the rivet itself. The RivetKing® Closed End Rivet design guarantees the mandrel head is fully retained within the rivet. Steel/Steel Closed End rivets are trivalent zinc plated.

FOR SUPERIOR CORROSION PROTECTION USE ABA-CE OR FBF-CE.

ROHS COMPLIANT

PART NUMBER	A RIVET SIZE	GRIP RANGE MIN - MAX	L LENGTH MAX	B HEAD DIA NOM.	C HEAD HEIGHT NOM.	D MANDREL DIA NOM.	HOLE SIZE MIN - MAX	SHEAR LBS.F	TENSILE LBS.F
SBS - 42 - CE	1/8"	.063 - .125	.360	.250	.040	.076	129 - .133 (#30)	240	270
SBS - 43 - CE		.126 - .187	.422						
SBS - 44 - CE		.188 - .250	.485						
SBS - 45 - CE		.251 - .312	.547						
SBS - 46 - CE		.313 - .375	.610						
SBS - 48 - CE		.376 - .500	.735						
SBS - 52 - CE	5/32"	.020 - .125	.375	.312	.050	.095	.160 - .164 (#20)	390	420
SBS - 53 - CE		.126 - .187	.437						
SBS - 54 - CE		.188 - .250	.500						
SBS - 56 - CE		.251 - .375	.562						
SBS - 58 - CE		376 - .500	.625						
SBS - 510 - CE		.501 - .625	.750						
SBS - 62 - CE	3/16"	.020 - .125	.406	.375	.060	.114	.192 - .196 (#11)	550	640
SBS - 63 - CE		.126 - .187	.468						
SBS - 64 - CE		.188 - .250	.531						
SBS - 66 - CE		.251 - .375	.656						
SBS - 68 - CE		.376 - .500	.781						
SBS - 610 - CE		.501 - .625	.906						
SBS - 612 - CE		.626 - .750	1.026						

3/32" and 1/4" Diameter Rivets can be quoted on request.

RIVETKING® FBF-CE SERIES • ALL STAINLESS · CLOSED END

CLOSED END • RIVET: 18-8 STAINLESS • MANDREL: STAINLESS

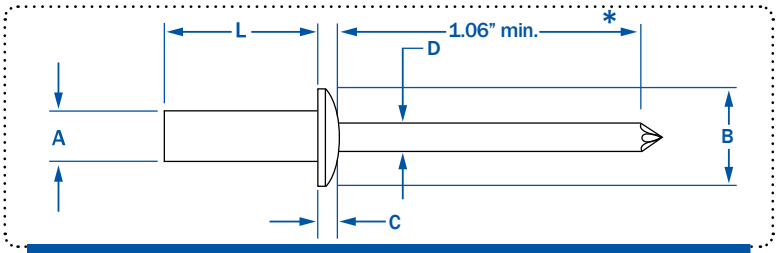

Closed End Rivets are used when a weather proof / leak proof seal is needed. Its completely closed end design prevents liquids, moisture, air and other contaminants from entering the riveted hole and/or the rivet itself. The RivetKing® Closed End rivet design guarantees the mandrel head is fully retained within the rivet. Stainless/Stainless Closed End rivets are bright polished and contain a grooved mandrel which improves jaw life and maintains positive stroke of the riveter. The All-Stainless configuration is corrosion resistant.

RIVET: DOME HEAD, POLISHED, 300 SERIES STAINLESS STEEL
MANDREL: POLISHED, 400 SERIES STAINLESS STEEL
Per IFI-126 Grade 51

300 SERIES STAINLESS STEEL MANDREL/ 300 SERIES STAINLESS STEEL RIVET AVAILABLE ON REQUEST BY SPECIAL ORDER ONLY.

ROHS COMPLIANT

PART NUMBER	A RIVET SIZE	GRIP RANGE	L LENGTH	B HEAD DIA	C HEAD HEIGHT	D MANDREL DIA	HOLE SIZE	SHEAR	TENSILE
		MIN - MAX	MAX	NOM.	NOM.	NOM.	MIN - MAX	LBS.F	LBS.F
FBF - 42 - CE	1/8"	.063 - .125	.360	.250	.040	.076	129 - .133 (#30)	400	450
FBF - 43 - CE		.126 - .187	.422						
FBF - 44 - CE		.188 - .250	.485						
FBF - 45 - CE		.251 - .312	.547						
FBF - 46 - CE		.313 - .375	.610						
FBF - 48 - CE		.376 - .500	.735						
FBF - 52 - CE	5/32"	.020 - .125	.375	.312	.050	.095	.160 - .164 (#20)	700	800
FBF - 53 - CE		.126 - .187	.437						
FBF - 54 - CE		.188 - .250	.500						
FBF - 56 - CE		.251 - .375	.562						
FBF - 58 - CE		376 - .500	.625						
FBF - 510 - CE		.501 - .625	.750						
FBF - 62 - CE	3/16"	.020 - .125	.406	.375	.060	.114	.192 - .196 (#11)	850	900
FBF - 63 - CE		.126 - .187	.468						
FBF - 64 - CE		.188 - .250	.531						
FBF - 66 - CE		.251 - .375	.656						
FBF - 68 - CE		.376 - .500	.781						
FBF - 610 - CE		.501 - .625	.906						
FBF - 612 - CE		.626 - .750	1.026						
FBF - 82 - CE	1/4"	.020 - .125	.445	.500	.080	.151	.257 - .261 (F)	1520	1955
FBF - 84 - CE		.125 - .250	.570						
FBF - 86 - CE		.251 - .375	.695						
FBF - 88 - CE		.376 - .500	.820						
FBF - 810 - CE		.501 - .625	.945						
FBF - 812 - CE		.626 - .750	1.070						
FBF - 814 - CE		.751 - .875	1.195						
FBF - 816 - CE		.876 - 1.000	1.320						

*1/4" Diameter rivets have a 1.250 mandrel length minimum.

RIVETKING® ABS-RT™ SERIES • "RING STYLE" • MULTIGRIP-RT™

ALUMINUM/STEEL MULTIGRIP™ "RING STYLE"

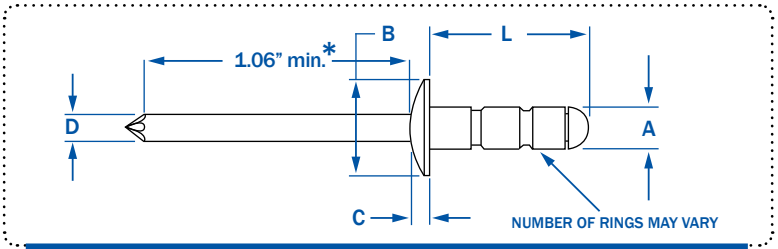

The benefit of a MultiGrip™ is that they offer a wider grip range then traditional blind rivets assisting the users in inventory reduction and part consolidation efforts. The RT™ series has aesthetic appeal to the backside of the assembly. TS-16949 produced and when applicable on steel, trivalent zinc plated for ROHS and GMW3044 compliance.

RIVET: ALUMINUM
MANDREL: STEEL, TRIVALENT ZINC CLEAR PLATED

ROHS COMPLIANT

HEAD STYLE	PART NUMBER	A RIVET SIZE	GRIP RANGE MIN. - MAX.	L LENGTH MAX.	B HEAD DIA NOM.	C HEAD HEIGHT NOM.	D MANDREL DIA NOM.	HOLE SIZE MIN. - MAX.	SHEAR LBS.F	TENSILE LBS.F
DOME HEAD	ABS - 41 - 42MGRT	1/8"	.020 - .125	.313	.250	.043	.075	.129 - .133 (#30)	122	176
	ABS - 41 - 43MGRT		.039 - .187	.389						
	ABS - 43 - 44MGRT		.156 - .250	.500						
	ABS - 43 - 45MGRT		.196 - .330	.586						
	ABS - 45 - 47MGRT		.236 - .445	.704						
	ABS - 51 - 53MGRT	5/32"	.032 - .157	.393	.312	.051	.088	.160 - .164 (#20)	198	354
	ABS - 52 - 54MGRT		.047 - .276	.512						
	ABS - 53 - 55MGRT		.156 - .354	.590						
	ABS - 54 - 58MGRT		.276 - .472	.708						
	ABS - 62 - 64MGRT	3/16"	.062 - .250	.519	.375	.062	.114	.192 - .196 (#11)	331	486
	ABS - 63 - 67MGRT		.187 - .456	.716						
	ABS - 66 - 69MGRT		.275 - .598	.875						
	ABS - 66 - 610MGRT		.393 - .670	.952						
	ABS - 610 - 612MGRT		.500 - .787	1.070						
	ABS - 82 - 84MG	1/4"	.062 - .250	.472	.511	.070	.141	.257 - .261 (F)	630	900
	ABS - 84 - 86MG		.156 - .375	.590						
	ABS - 86 - 88MG		.250 - .750	.708						
LARGE FLANGE	ABS - 41 - 43LFMGRT	1/8"	.020 - .125	.313	.375	.043	.075	.129 - .133 (#30)	122	176
	ABS - 43 - 44LFMGRT		.156 - .250	.500						
	ABS - 52 - 54LFMGRT	5/32"	.047 - .276	.512	.500	.051	.088	.160 - .164	198	354
	ABS - 62 - 64LFMGRT	3/16"	.062 - .250	.519	.612	.062	.114	.192 - .196 (#11)	331	486
	ABS - 63 - 67LFMGRT		.187 - .456	.716						
	ABS - 66 - 69LFMGRT		.275 - .598	.875						
C'SUNK	ACS - 43 - 44MGRT	1/8"	.093 - .250	.383	.209	.029	.057	.129 - .138	165	230
	ACS - 53 - 55MGRT	5/32"	110 - .312	.470	.252	.049	.086	.161 - .169	255	375
	ACS - 62 - 65MGRT	3/16"	.062 - .312	.500	.345	.051	.108	.192 - .200	350	530
	ACS - 66 - 68MGRT		.250 - .500	.690						

*1/4" Diameter rivets have a 1.250 mandrel length minimum.

RIVETKING® ABA-RT™ SERIES • "RING STYLE" • MULTIGRIP-RT™

ALUMINUM/ALUMINUM MULTIGRIP™ "RING STYLE"

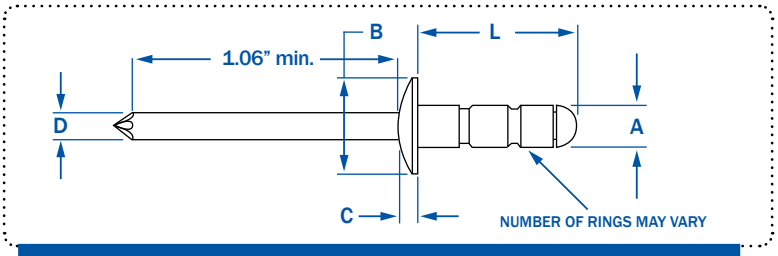

The benefit of a MultiGrip™ is that they offer a wider grip range then traditional blind rivets assisting the users in inventory reduction and part consolidation efforts. The RT series has aesthetic appeal to the backside of the assembly. TS-16949 produced and when applicable on steel, trivalent zinc plated for ROHS and GMW3044 compliance.

RIVET: ALUMINUM
MANDREL: ALUMINUM ALLOY

HEAD STYLE	PART NUMBER	A RIVET SIZE	GRIP RANGE MIN - MAX	L LENGTH NOM.	B HEAD DIA MAX.	C HEAD HEIGHT MAX.	D MANDREL DIA NOM.	HOLE SIZE MIN - MAX	SHEAR LBS.F	TENSILE LBS.F
DOME HEAD	ABA41 - 43MGRT	1/8"	.039 - .187	.313	.262	.040	.076	.129 - .142 (#30)	65	85
	ABA43 - 45MGRT		.157 - .312	.573						
	ABA45 - 47MGRT		.251 - .437	.594						
	ABA62 - 64MGRT	3/16"	.063 - .250	.425	.390	.055	.114	.192 - .205 (#11)	145	205
	ABA63 - 66MGRT		.188 - .375	.605						
	ABA66 - 68MGRT		.251 - .500	.716						
	ABA68 - 612MGRT		.438 - .750	1.050						
LARGE FLANGE	ABA41 - 43LFMGRT	1/8"	.039 - .187	.313	.390	.052	.076	.129 - .142	65	85
	ABA62 - 64LFMGRT	3/16"	.063 - .250	.425	.650	.083	.114	.192 - .205 (#11)	145	205
	ABA63 - 66LFMGRT		.188 - .375	.605						
	ABA68 - 612LFMGRT		.438 - .750	1.050						

RIVETKING® MANUAL RIVETERS

FIND THIS! Plus More on Page 8

RIVETKING® 2 IN 1- BLIND RIVET & RIVET NUT TOOL

WHY BUY TWO TOOLS WHEN YOU ONLY NEED ONE?

This unique tool has the ability to set both blind rivets and rivetnuts. It even has the ability to set 1/4" structural blind rivets and rivetnuts up to 3/8". The changeover from blind rivets to rivet nuts is simple and takes less than 1 minute. It's patented fold away design makes it easy to carry and store. It contains a nose piece for blind rivets and mandrels for rivetnuts in every size and is conveniently stored in the blow molded carry case. Forged Steel arms insure durability while comfort soft touch rubberized grips guarantee comfort.

"OR"

RK-21 | BLIND RIVETS = 1/4" & STRUCTURAL RIVET NUTS = 3/8" OR 10MM

RIVETKING® ABS-CT™ SERIES • "CRIMP STYLE" • MULTIGRIP-CT™

RIVET: 5056 ALUMINUM • MANDREL: STEEL TRIVALENT ZINC PLATED

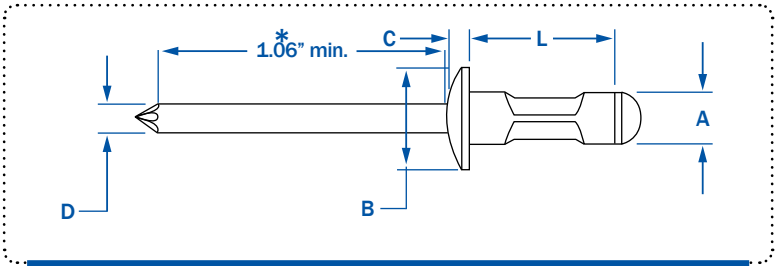

RIVET: ALUMINUM
MANDREL: STEEL TRIVALENT ZINC PLATED

The benefit of a MultiGrip™ is that they offer a wider grip range then traditional blind rivets assisting the users in inventory reduction and part consolidation efforts. The CT series has excellent hole fill ability and strength as compared to Standard Blind Rivets and RT series MultiGrips™. TS-16949 produced and when applicable on steel, trivalent zinc plated for ROHS and GMW3044 compliance.

ROHS COMPLIANT

HEAD STYLE	PART NUMBER	A RIVET SIZE	GRIP RANGE MIN. - MAX.	L LENGTH MAX	B HEAD DIA NOM.	C HEAD HEIGHT NOM.	D MANDREL DIA NOM.	HOLE SIZE MIN. - MAX.	SHEAR TYPICAL LBS.F	TENSILE TYPICAL LBS.F
DOME HEAD	ABS - 41 - 43MG	1/8"	.020 - .187	.315	.250	.037	.057	.129 - .138	165	230
	ABS - 42 - 44MG		.046 - .250	.375						
	ABS - 43 - 45MG		.156 - .312	.438						
	ABS - 45 - 46MG		.216 - .375	.500						
	ABS - 51 - 52MG	5/32"	.020 - .156	.270	.312	.047	.086	.161 - .169	255	375
	ABS - 52 - 54MG		.040 - .250	.375						
	ABS - 54 - 56MG		.156 - .375	.500						
	ABS - 56 - 58MG		.250 - .500	.666						
	ABS - 62 - 64MG	3/16"	.062 - .250	.406	.386	.057	.108	.192 - .200	350	530
	ABS - 63 - 67MG		.187 - .437	.595						
	ABS - 66 - 68MG		.250 - .500	.666						
	ABS - 68 - 610MG		.330 - .625	.760						
	ABS - 610 - 612MG		.500 - .750	.978						
	ABS - 82 - 84MG	1/4"	.062 - .250	.472	.511	.070	.141	.257 - .261	630	900
	ABS - 84 - 86MG		.156 - .375	.590						
	ABS - 86 - 88MG		.250 - .750	.708						
LARGE FLANGE	ABS - 42 - 43LFMG	1/8"	.031 - .187	.315	.325	.039	.057	.129 - .138	165	230
	ABS - 42 - 44LFMG		.046 - .250	.375						
	ABS - 44 - 45LFMG		.156 - .312	.438						
	ABS - 52 - 54LFMG	5/32"	.062 - .250	.375	.375	.051	.086	.161 - .169	255	375
	ABS - 53 - 55LFMG		.125 - .312	.438						
	ABS - 55 - 58LFMG		.251 - .500	.690						
	ABS - 62 - 64LFMG	3/16"	.062 - .250	.406	.625	.069	.108	.192 - .200	350	530
	ABS - 66 - 68LFMG		.250 - .500	.666						
	ABS - 610 - 612LFMG		.500 - .781	.978						
C'SUNK	ACS - 43 - 44MG	1/8"	.093 - .250	.383	.209	.029	.057	.129 - .138	165	230
	ACS - 53 - 55MG	5/32"	.110 - .312	.470	.252	.049	.086	.161 - .169	255	375
	ACS - 62 - 65MG	3/16"	.062 - .312	.500	.345	.051	.108	.192 - .200	350	530
	ACS - 66 - 68MG		.250 - .500	.690						

*1/4" Diameter rivets have a 1.250 mandrel length minimum.

STAINLESS STEEL MULTIGRIP-CT™ ARE AVAILABLE, SEE RIVETKING® RIVEX®, ON PAGE 32.

RIVETKING® SBS-CT™ SERIES · "CRIMP STYLE" · MULTIGRIP-CT™

STEEL/STEEL MULTIGRIP™ "CRIMP STYLE"

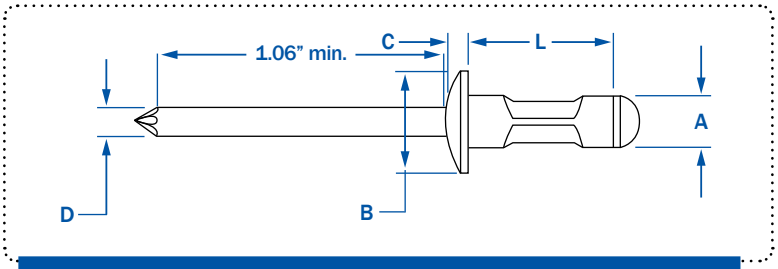

The benefit of a MultiGrip™ is that they offer a wider grip range then traditional blind rivets assisting the users in inventory reduction and part consolidation efforts. The CT series has excellent hole fill ability and strength as compared to standard blind rivets and RT series MultiGrips™. TS-16949 produced and when applicable on steel, trivalent zinc plated for ROHS and GMW3044 compliance.

RIVET: STEEL TRIVALENT ZINC PLATED
MANDREL: STEEL TRIVALENT ZINC PLATED

ROHS COMPLIANT

HEAD STYLE	PART NUMBER	A RIVET SIZE	GRIP RANGE MIN - MAX	L LENGTH MAX	B HEAD DIA NOM.	C HEAD HEIGHT NOM.	D MANDREL DIA NOM.	HOLE SIZE MIN - MAX	SHEAR LBS.F	TENSILE LBS.F
DOME HEAD	SBS - 41 - 43MG	1/8"	.043 - .250	.355	.283	.033	.057	.129 - .133 (#30)	340	385
	SBS - 42 - 44MG		.125 - .250	.407						
	SBS - 52 - 53MG	5/32"	.056 - .196	.433	.319	.047	.108	.160 - .164 (#20)	440	530
	SBS - 62 - 63MG	3/16"	.062 - .187	.405	.386	.069	.133	.192 - .196 (#11)	450	787
	SBS - 63 - 64MG		.125 - .250	.511						

RIVETKING® QUIKSNAP®

NICKEL PLATED BRASS HEAD/ STAINLESS MANDREL

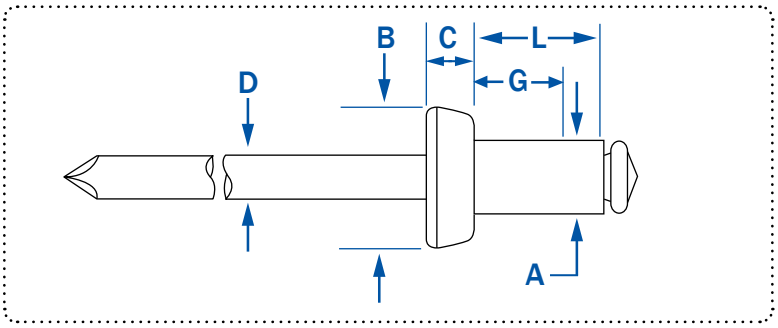

The innovative RivetKing® Quick-Snap™ is the ideal companion to the standard canvas snap used on truck bodies, convertibles, boats, cars and many other applications. The snap head is brass, with a bright nickel plating. The mandrel is stainless steel. Requires T105-734 Nosepiece.

The extract force is a minimum of 5 lbs.

A RIVET SIZE	HOLE SIZE AND DRILL NO.	D MANDREL DIA. NOM.	B FLANGE DIA. NOM.	C HEAD HEIGHT MAX.	L BARREL LENGTH MAX.	PART NUMBER	G GRIP RANGE	TYPICAL ULTIMATE STRENGTH SHEAR LBS	TYPICAL ULTIMATE STRENGTH TENSILE LBS	CARTON QTY. M	CARTON WT. LBS
1/8"	.129-.133	.076	.395	.170	.337	B/SS43SH	.020-.087	.260	.310	10	43
3.2	#30				.525	B/SS46SH	.188-.375			10	49

Special nose piece required.

RIVETKING® RKQ®

THE FOLLOWING PRODUCT IS COVERED UNDER THE FOLLOWING PATENT/TRADEMARK: 3,666,122

HIGH STRENGTH OPEN END • SELF PLUGGING BLIND RIVET

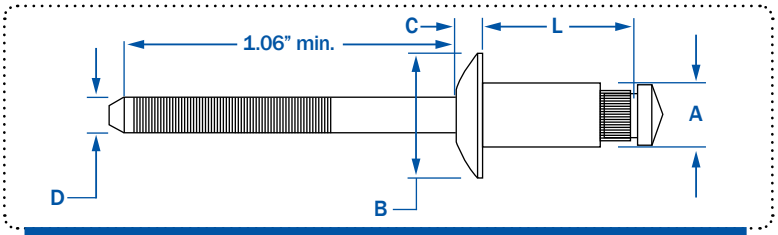

The RKQ® offers is self plugging and offers an interference fit between the knurled mandrel, the rivet body and the hole diameter of the work piece. Its self plugging properties insure that the mandrel is locked within the shear plane which results in superior shear and tensile strength. The RKQ® has a grooved, rattle resistant mandrel which breaks flush with the head in the ideal grip range.

AVAILABLE IN STEEL*, STAINLESS STEEL AND ALUMINUM
**Steel Parts are plated with clear trivalent zinc*
Per IFI-119

ROHS COMPLIANT

MATERIAL	HEAD STYLE	PART NUMBER	A RIVET SIZE	GRIP RANGE	L LENGTH	B HEAD DIA	C HEAD HEIGHT	D MANDREL DIA	HOLE SIZE	SHEAR	TENSILE
				MIN - MAX	MAX	NOM.	NOM.	NOM.	MIN. - MAX.	LBS.F	LBS.F
STEEL	DOME	SBQ - 42	1/8"	.063 - .125	.275	.250	.040	.074	.129 - .133 (#30)	450	350
		SBQ - 43		.094 - .187	.337						
		SBQ - 44		.126 - .250	.400						
		SBQ - 52	5/32"	.062 - .125	.300	.312	.050	.095	.160 - .164 (#20)	525	500
		SBQ - 54		.126 - .250	.425						
		SBQ - 56		.251 - .375	.550						
		SBQ - 62	3/16"	.062 - .125	.325	.375	.060	.059	.192 - .196 (#11)	900	700
		SBQ - 64		.126 - .250	.450						
		SBQ - 66		.251 - .375	.575						
		SBQ - 68		.376 - .500	.700						
STAINLESS STEEL	DOME	FBQ - 42	1/8"	.063 - .125	.275	.250	.040	.074	.129 - .133 (#30)	550	530
		FBQ - 43		.094 - .187	.337						
		FBQ - 44		.126 - .250	.400						
		FBQ - 52	5/32"	.062 - .125	.300	.312	.050	.095	.160 - .164 (#20)	850	820
		FBQ - 54		.126 - .250	.425						
		FBQ - 56		.251 - .375	.550						
		FBQ - 62	3/16"	.062 - .125	.325	.375	.060	.059	.192 - .196 (#11)	1325	1200
		FBQ - 64		.126 - .250	.450						
		FBQ - 66		.251 - .375	.575						
		FBQ - 68		.376 - .500	.700						
ALUMINUM	DOME	ABQ - 42	1/8"	.063 - .125	.275	.250	.040	.074	.129 - .133 (#30)	220	180
		ABQ - 43		.094 - .187	.337						
		ABQ - 44		.126 - .250	.400						
		ABQ - 52	5/32"	.062 - .125	.300	.312	.050	.095	.160 - .164 (#20)	340	300
		ABQ - 54		.126 - .250	.425						
		ABQ - 56		.251 - .375	.550						
		ABQ - 62	3/16"	.062 - .125	.325	.375	.060	.059	.192 - .196 (#11)	480	400
		ABQ - 64		.126 - .250	.450						
		ABQ - 66		.251 - .375	.575						
		ABQ - 68		.376 - .500	.700						

RIVETKING® RIVEX®

THE FOLLOWING PRODUCT IS COVERED UNDER THE FOLLOWING PATENT/TRADEMARK: 3,504,672

HIGH STRENGTH MULTIGRIP™

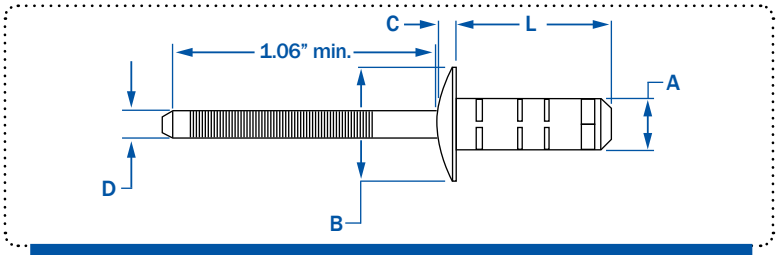

AVAILABLE IN STEEL* AND STAINLESS STEEL

** Steel Parts are plated with clear trivalent zinc*

The Rivex® is an advanced MultiGrip™ with increased performance and functionality as compared to standard steel MultiGrip™ rivets. It is also the only MultiGrip™ that is offered in stainless steel. Rivex® rivets consist of a wider grip range and a higher shear and tensile strength. The Rivex® rivet contains an easy entry mandrel head that is grooved and blunt pointed. Its design is rattle resistant and will break flush with the head in the ideal grip range. Its virtual closed end and flush mandrel break makes this rivet leak resistant.

ROHS COMPLIANT

MATERIAL	HEAD STYLE	PART NUMBER	A RIVET SIZE	GRIP RANGE	L LENGTH	B HEAD DIA	C HEAD HEIGHT	D MANDREL DIA	HOLE SIZE	SHEAR 1 STEM IN SHEAR PLANE	SHEAR 2 STEM OUTSIDE SHEAR PLANE	TENSILE
				MIN. - MAX.	MAX.	MAX.	MAX.	MAX.	MIN. - MAX.	LBS.F	LBS.F	LBS.F
STEEL	DOME	SBS - 0414 - RVX	1/8"	.040 - .276	.560	.300	.044	.087	.129 - .133	293	225	315
		SBS - 0516 - RVX	5/32"	.079 - .315	.620	.330	.060	.110	.161 - .165	518	338	450
		SBS - 0612 - RVX	3/16"	.059 - .200	.480	.398	.063	.118	.193 - .197	945	608	653
		SBS - 0614 - RVX		.059 - .250	.540							
		SBS - 0618 - RVX		.059 - .375	.670							
		SBS - 0622 - RVX		.251 - .500	.791							
		SBS - 4844 - RVX	1/4"	.059 - .201	.480	.516	.106	.158	.260 - .272	1508	698	810
STEEL	LARGE FLANGE	SBS - 0614LF - RVX	3/16"	.059 - .250	.540	.638	.083	.118	.193 - .197	945	608	653
		SBS - 0618LF - RVX		.059 - .375	.670							
		SBS - 0622LF - RVX		.251 - .500	.791							
STEEL	C'SUNK	SCS - 0614 - RVX	3/16"	.059 - .250	.540	.346	.055	.118	.193 - .197	945	608	653
		SCS - 0618 - RVX		.059 - .375	.670							
		SCS - 0622 - RVX		.251 - .500	.792							
STAINLESS STEEL	DOME	FBF - 0612 - RVX	3/16"	.059 - .200	.480	.398	.063	.118	.193 - .197	945	608	653
		FBF - 0614 - RVX		.059 - .250	.540							
		FBF - 0618 - RVX		.059 - .375	.670							
		FBF - 0622 - RVX		.251 - .500	.791							

RIVETKING® RIVINOX®

THE FOLLOWING PRODUCT IS COVERED UNDER THE FOLLOWING PATENT/TRADEMARK 3,504,634

STAINLESS STEEL • HIGH SHEAR • REAR FLANGE RIVET

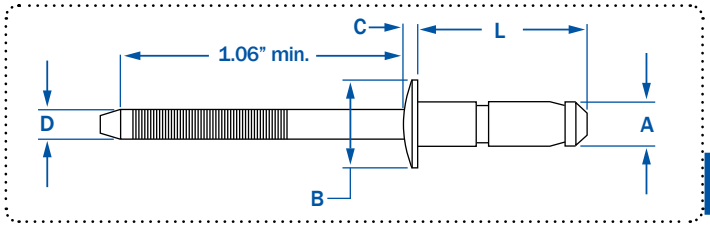

The Rivinox® rivet provides for an aesthetic secondary rear flange at the back side of the application. Perfect for thin sheet metals or plastics where rivet pull through is of concern. The mandrel will break nearly flush with the head and contains a locked mandrel to prevent vibration. 18-8 stainless steel constructions provides a corrosion resistant joint.

RIVET: 18-8 STAINLESS
MANDREL: 18-8 STAINLESS

ROHS COMPLIANT

PART NUMBER	A RIVET SIZE	GRIP RANGE MIN - MAX	L LENGTH NOM.	B HEAD DIA MAX.	C HEAD HEIGHT MAX.	D MANDREL DIA NOM.	HOLE SIZE MIN - MAX	SHEAR LBS.F	TENSILE LBS.F
FBF - 0408 /RIVINOX	1/8"	.040 - .118	.350	.250	.043	.082	.129 - .134	719	450
FBF - 0411 /RIVINOX		.118 - .197	.450						
FBF - 0414 /RIVINOX		.197 - .276	.540						
FBF - 0509 /RIVINOX	5/32"	.039 - .118	.400	.312	.060	.104	.161 - .169	1169	899
FBF - 0512 /RIVINOX		.118 - .197	.480						
FBF - 0516 /RIVINOX		.197 - .276	.600						
FBF - 0611 /RIVINOX	3/16"	.059 - .138	.510	.375	.070	.127	.193 - .201	1236	1124
FBF - 0614 /RIVINOX		.138 - .236	.610						
FBF - 0618 /RIVINOX		.236 - .335	.730						

SPECIAL SIZES AVAILABLE ON REQUEST

RIVETKING® RIVIBULB®

THE FOLLOWING PRODUCT IS COVERED UNDER THE FOLLOWING PATENT/TRADEMARK: 3,666,122

ALL STEEL • HIGH SHEAR • REAR FLANGE RIVET

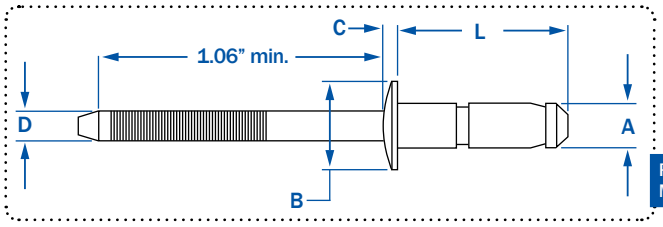

The Rivibulb® rivet provides for an aesthetic secondary rear flange at the back side of the application. Perfect for thin sheet metals or plastics where rivet pull through is of concern. The mandrel will break nearly flush with the head and contains a locked mandrel to prevent vibration. Trivalent Zinc Plated for ROHS compliance.

RIVET: C-1010 STEEL, TRIVALENT ZINC CLEAR PLATED
MANDREL: HIGH CARBON STEEL, TRIVALENT ZINC PLATED

ROHS COMPLIANT

PART NUMBER	A RIVET SIZE	GRIP RANGE MIN. - MAX.	L LENGTH NOM.	B HEAD DIA MAX.	C HEAD HEIGHT MAX	D MANDREL DIA NOM.	HOLE SIZE MIN. - MAX.	SHEAR LBS.F	TENSILE LBS.F
SBS - 0408 /RVB	1/8"	.039 - .118	.360	.268	.055	.083	.129 - .134	270	292
SBS - 0411 /RVB		.118 - .197	.461					393	
SBS - 0414 /RVB		.197 - .276	.551					562	
SBS - 0509 /RVB	5/32"	.039 - .118	.410	.315	.059	.102	.161 - .169	539	629
SBS - 0512 /RVB		.118 - .197	.510					787	
SBS - 0516 /RVB		.197 - .276	.620					921	
SBS - 0611 /RVB	3/16"	.059 - .138	.480	.378	.059	.126	.193 - .201	809	855
SBS - 0614 /RVB		.138 - .236	.580					944	
SBS - 0618 /RVB		.236 - .335	.695					1258	
SBS - M6X10 /RVB	6mm	.060 - .156	.413	.472	.078	.156	.240 - .248	945	1215
SBS - M6X13 /RVB		.118 - .236	.532					1215	
SBS - M6X16 /RVB		.236 - .354	.650					1913	
SBS - M6X19 /RVB		.354 - .472	.768					1913	

SPECIAL SIZES AVAILABLE ON REQUEST

RIVETKING® CHECKMATE®

THE FOLLOWING PRODUCT IS COVERED UNDER THE FOLLOWING PATENT/TRADEMARK 3,504,664

2 PIECE RIVET • MALE/FEMALE

The RivetKing® Checkmate® is the only breakstem permanent fastener to have near flush and aesthetically appealing installation on both sides. A true head on both sides of the rivet. This rivet is offered in extended lengths and has one of the longest grip ranges available.

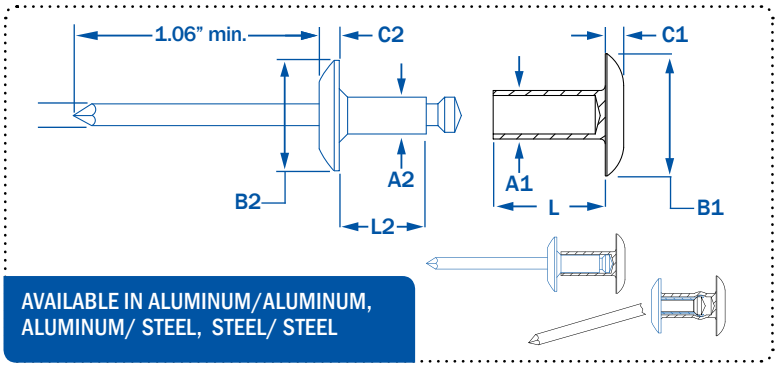

AVAILABLE IN ALUMINUM/ALUMINUM, ALUMINUM/ STEEL, STEEL/ STEEL

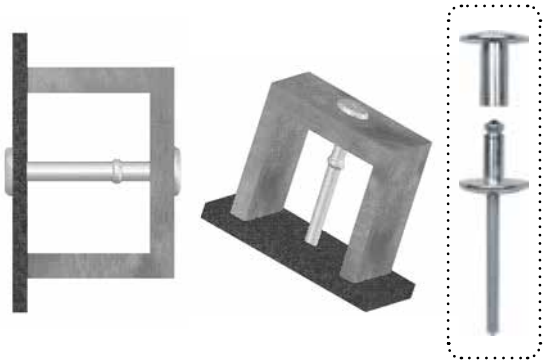

NOM. BODY DIA.	PART CODE	GRIP RANGE MIN.	GRIP RANGE MAX.	FEMALE COMPONENT: LENGTH MAX.	FEMALE COMPONENT: FEMALE DIA. A1	FEMALE COMPONENT: HEAD DIA. B1	FEMALE COMPONENT: HEAD HEIGHT C1	MALE COMPONENT: MALE DIA. A2	MALE COMPONENT: HEAD DIA. B2	MALE COMPONENT: HEAD HEIGHT C2	MALE COMPONENT: L2
3/16"	6 - 12 - CM	0.625	0.750	0.585	0.187	0.375	0.060	.125	.375	.060	.525
	6 - 14 - CM	0.687	0.875	0.647							
	6 - 17 - CM	0.875	1.062	0.825							
	6 - 20 - CM	1.062	1.250	1.012							
	6 - 23 - CM	1.250	1.437	1.200							
	6 - 26 - CM	1.437	1.625	1.387							
	6 - 29 - CM	1.625	1.812	1.575							
	6 - 32 - CM	1.812	2.000	1.762							
	6 - 35 - CM	2.000	2.187	1.950							
1/4"	8 - 12 - CM	0.625	0.750	0.580	0.250	0.625	.100	0.187	.625	.100	.454
	8 - 14 - CM	0.750	0.875	0.695							.608
	8 - 18 - CM	0.875	1.125	0.820							
	8 - 22 - CM	1.125	1.375	1.070							
	8 - 26 - CM	1.375	1.625	1.320							
	8 - 30 - CM	1.625	1.875	1.570							
	8 - 34 - CM	1.875	2.125	1.820							
	8 - 38 - CM	2.125	2.375	2.070							
	8 - 42 - CM	2.375	2.625	2.320							
	8 - 46 - CM	2.625	2.875	2.570							
	8 - 50 - CM	2.875	3.125	2.820							
	8 - 54 - CM	3.125	3.375	3.070							
	8 - 58 - CM	3.375	3.625	3.320							
	8 - 62 - CM	3.625	3.875	3.570							

MATERIALS	
ALL STEEL	SBS
ALL ALUMINUM	ABA
ALUMINUM STEEL	ABS

INSTALLED VALUES
INSTALLED VALUES IN NOMINAL GRIP (lbs.)

RIVET/MANDREL/TUBULAR COMPONENT:		ALUM/ALUM/ALUM	STEEL/STEEL/STEEL	ALUM/STEEL/ALUM
3/16"	TENSILE	100	200	300
1/4"	TENSILE	200	350	450

RIVETKING® TRIFIX™

ALL ALUMINUM • TRI-FOLDING RIVET

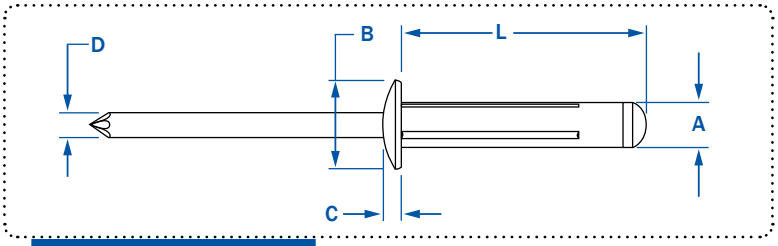

RIVET: ALUMINUM
MANDREL: ALUMINUM

Perfect for inconsistent grip ranges or oversize out-of-round holes that are typical in plastics. RivetKing® Trifix™ is designed to work like a moly-bolt in that it splits out into three legs at the backside. Its extended bearing surface spreads the load over a wider area to prevent pullout in plastics or other similar soft or thin sheet materials. Bright polished and stocked in white, black and almond colors.

ROHS COMPLIANT

STOCK COLORS

WHITE PAINTED	ALMOND PAINTED	BLACK PAINTED	BLACK ANODIZED
WHT	ALM	BLK	BA

HEAD STYLE	PART NUMBER	RIVET SIZE (A)	GRIP RANGE MIN - MAX	LENGTH (L) REF.	HEAD DIA (B) NOM.	HEAD HEIGHT (C) NOM.	MANDREL DIA (D) NOM.	HOLE SIZE MIN - MAX	SHEAR TYPICAL LBS.F	TENSILE TYPICAL LBS.F
DOME HEAD	ABL - 0516	5/32"	.040 - .118	.605	.315	.032	.094	.165 - .178	134	224
	ABL - 0523		.040 - .275	.810						
	ABL - 0530		.157 - .472	1.070						
	ABL - 0619	3/16"	.040 - .157	.684	.386	.062	.114	.196 - .209	202	269
	ABL - 0625		.040 - .354	.906						
	ABL - 0630		.157 - .472	1.070						
	ABL - 0640		.157 - .625	1.200						
LARGE FLANGE	ABL - 0523LF	5/32"	.040 - .275	.810	.472	.055	.094	.165 - .178	134	224
	ABL - 0625LF14	3/16"	.040 - .354	.906	.551	.062	.114	.196 - .209	202	269
	ABL - 0625LF16				.625	.070				
PAINTED DOME HEAD	ABL - 0523/ BA	5/32"	.040 - .275	.810	.315	.032	.094	.165 - .178	134	224
	ABL - 0625/ WHT	3/16"	.040 - .354	.906	.386	.386	.114	.196 - .209	202	269
	ABL - 0625/ ALM									
	ABL - 0625/ BA									
	ABL - 0630/ WHT	3/16"	.157 - .472	1.070	.386	.386	.114	.196 - .209	202	269
	ABL - 0630/ALM									
	ABL - 0630/ BA									

Sample color of the TriFix™

* Can color match to Pantone, RAL or sample upon request.

RIVETKING® SUPER TRIFIX™

ALL ALUMINUM • HIGH STRENGTH TRI-FOLDING RIVET

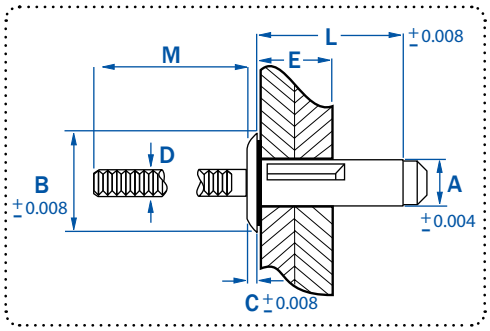

The Super Trifix™ is designed for use in thin sheet metal or soft materials where strength of the riveted joint is of concern. Typically used in repair and replacement of solid rivets in truck bodies, these rivets offer superior shear and tensile strength then that of the standard Tri-Fix™. The mandrel stays within the shear plane and breaks flush with the head. A neoprene washer is affixed under the head to make a weather tight seal. Due to the externally locked mandrel, a special nose piece is required for the installation tool.

ROHS COMPLIANT

PART NUMBER	RIVET SIZE	LENGTH	HEAD DIA	HEAD HEIGHT	MANDREL DIA	OVERALL LENGTH	GRIP RANGE	HOLE SIZE	SHEAR LBS. F	TENSILE LBS. F
ABL0623/ STFX	3/16" (5.2)*	.807 (20.5)	.449 (11.4)	.079 (2.00)	.122 (3.10)	.935 (23.75)	.012 - .197 (0.5 - 5.0)	.209 - .220 (5.30 - 5.60)	733	427
ABL0633/ STFX		1.043 (26.5)				1.171 (29.75)	.177 - .433 (4.5 - 11.0)			

*3/16"

These rivets are made according to a DIN standard in which the body diameter is actually .205 (5.2mm).
The 3/16" inch designation has been applied as a reference only as the actual rivet is .205 diameter.
Please insure the hole design is .208 - .221 to accommodate the rivet.

RIVETKING® GROOVED RIVETS™

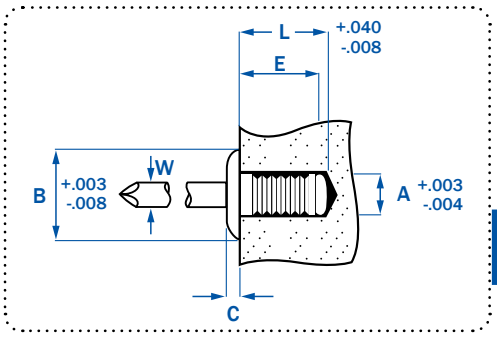

Grooved Rivets are designed to be installed within a hole made of a fibered material such as wood and some low-medium density plastics. When set properly, the annular rings of the grooved rivet will bite into the wood or plastic and will radially expand within the hole. Keep in mind, this rivet is designed to expand within a hole and not at the rear side like most blind rivets. Only one fibered material is necessary as long as it is the final substrate. Other materials can be fastened to wood products as long as it is between the head and the wood. In this case be sure there is enough material thickness of the fiber material so the rivet can seat properly.

RIVET: ALUMINUM
MANDREL: STEEL, TRIVALENT ZINC PLATED

ROHS COMPLIANT

A			L	B	C	D		
RIVET DIA.	PART NUMBER	GRIP RANGE MAX.	LENGTH REF.	HEAD DIA REF.	HEAD HEIGHT REF.	MANDREL DIA REF.	SHEAR	TENSILE
1/8"	ABSM3.2X6/GROOVED	.039	.236	.256	.031	.071	134	180
5/32"	ABSM4.0X8/GROOVED	.157	.315	.315	.039	.087	202	315
	ABSM4.0X12/GROOVED	.236	.472					
	ABSM4.0X16/GROOVED	.315	.630					
3/16"	ABSM4.8X8/GROOVED	.157	.315	.374	.043	.108	360	585
	ABSM4.8X10/GROOVED	.236	.394					
	ABSM4.8X12/GROOVED	.315	.472					
	ABSM4.8X14/GROOVED	.394	.551					
	ABSM4.8X18/GROOVED	.512	.709					
	ABSM4.8X21/GROOVED	.591	.827					
	ABSM4.8X24/GROOVED	.787	.945					

RIVETKING® PLASTIC TRIFIX® RIVETS

FIG. 1

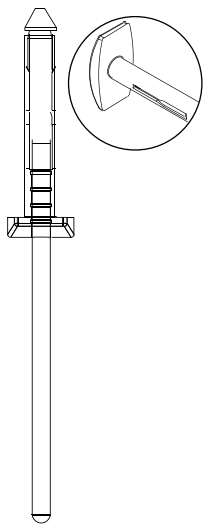

FIG. 2

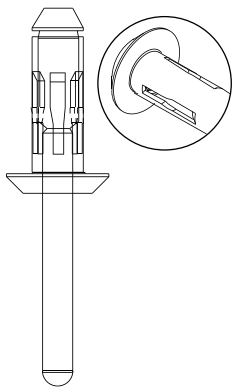

FIG. 3

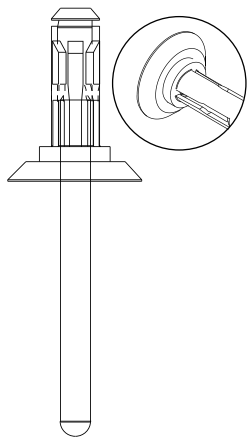

Plastic TRIFIX® Rivets are typically used to fasten fabric composites for automotive interiors panels. Produced of black Supertough Nylon and Acetal grade, the TriFix® has been tested for shear/tensile strength and can withstand vibration for the life of the fastener. Other industrial applications include fastening plastics, metal, fiberglass, plasic composites, fabric, and glass. Plastic fasteners are non-conductive, non-corrosive and contain UV inhibitor layer to prevent UV light deterioration.

RIVETS CAN BE SET WITH THE **NEW RK-PL** (TOOL SHOWN)

PART NUMBER	D RIVET DIAMETER NOMINAL INCH (METRIC)	GRIP RANGE INCH	GRIP RANGE (METRIC)	H HEAD DIAMETER NOMINAL INCH (METRIC)	E HEAD HEIGHT NOMINAL INCH (METRIC)	L LENGTH MAX. INCH (METRIC)	HOLE SIZE INCH (METRIC)	HEAD STYLE	REF. DRAWING	SHEAR LBSF (N)	TENSILE LBSF (N)
APL-R286	0.154 (3.91)	.236 - .419	(6.0 - 10.6)	.315 (8.0)	.098 (2.5)	1.024 (26.0)	0.156 (4.0)	Rectangle	Fig. 1	40 (177)	82 (364)
APL-D305	0.195 (4.95)	.059 - .177	(1.5 - 4.5)	.472 (12.0)	.130 (3.3)	.728 (18.5)	0.197 (5.0)	Protruding	Fig.2	68 (302)	120 (533)
APL-D236	0.195 (4.95)	.118 - .236	(3.0 - 6.0)	.472 (12.0)	.071 (1.8)	.787 (20.0)	0.197 (5.0)	Protruding	Fig.2	68 (302)	120 (533)
APL-D177	0.195 (4.95)	.118 - .177	(3.0 - 4.5)	.472 (12.0)	.071 (1.8)	.787 (20.0)	0.197 (5.0)	Protruding	Fig.2	68 (302)	120 (533)
APL-D308	0.195 (4.95)	.236 - .394	(6.0 - 10.0)	.472 (12.0)	.071 (1.8)	.984 (25.0)	0.197 (5.0)	Protruding	Fig.2	68 (302)	120 (533)
APL-D309	0.195 (4.95)	.118 - .157	(3.0 - 4.0)	.354 (9.0)	.071 (1.8)	.650 (16.5)	0.197 (5.0)	Protruding	Fig.2	68 (302)	120 (533)
APL-D330	0.234 (5.94)	.157 - .335	(4.0 - 8.5)	.512 (13.0)	.098 (2.5)	1.102 (28.0)	0.236 (6.0)	Protruding	Fig.2	110 (489)	181 (805)
APL-L349	0.246 (6.25)	.157 - .236	(4.0 - 6.0)	.669 (17.0)	.098 (2.5)	.709 (18.0)	0.250 (6.35)	Protruding	Fig.2	121 (538)	194 (862)
APL-L350	0.246 (6.25)	.157 - .394	(4.0 - 10.0)	.669 (17.0)	.098 (2.5)	1.102 (28.0)	0.250 (6.35)	Protruding	Fig.2	121 (538)	194 (862)
APL-L351	0.246 (6.25)	.157 - .394	(4.0 - 10.0)	.512 (13.0)	.098 (2.5)	1.102 (28.0)	0.250 (6.35)	Protruding	Fig.2	121 (538)	194 (862)
APL-C353	0.246 (6.25)	.028 - .193	(0.7 - 4.9)	.670 (17.0)	.098 (2.5)	.682 (17.4)	0.250 (6.35)	Protruding	Fig.2	121 (538)	194 (862)
APL-C354	0.246 (6.25)	.028 - .178	(0.7 - 4.5)	.670 (17.0)	.098 (2.5)	.682 (17.4)	0.250 (6.35)	Countersunk	Fig.3	121 (538)	194 (862)
APL-D385	0.258 (6.55)	.098 - .197	(2.5 - 5.0)	.512 (13.0)	.098 (2.5)	.787 (20.0)	0.260 (6.6)	Countersunk	Fig.3	137 (609)	219 (974)
APL-L386	0.258 (6.55)	.098 - .197	(2.5 - 5.0)	.709 (18.0)	.098 (2.5)	.787 (20.0)	0.26 (6.6)	Protruding	Fig.2	137 (609)	219 (974)

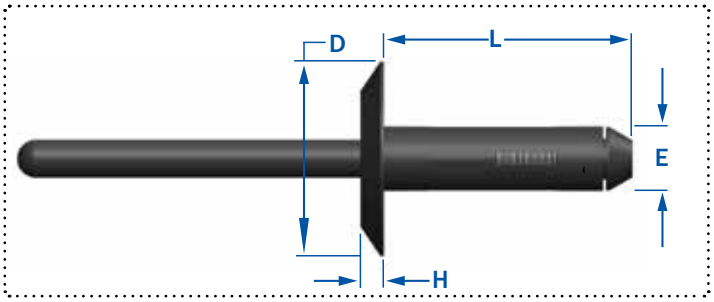

RIVETKING® PLR™ RIVET

ALUMINUM/ STEEL

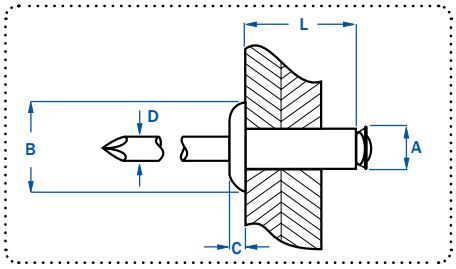

RivetKing® PLR™ Rivet work great in plastic and soft materials with out of round holes. The rivet is scored by the mandrel and split into three parts. TS-16949 produced and when applicable on steel, trivalent zinc plated for ROHS and GMW3044 compliance.

ROHS COMPLIANT

RIVET SIZE	PART NUMBER	GRIP RANGE MAX.	A SHANK DIAMETER MIN.	A SHANK DIAMETER MAX.	B HEAD DIAMETER MIN.	B HEAD DIAMETER MAX.	C HEAD HEIGHT MAX.	L LENGTH MIN.	L LENGTH MAX.	HOLE SIZE	SHEAR	TENSILE
1/8"	ABSM3.2X8/PLR	.138	.121	.129	.229	.264	.051	.315	.354	.129	225	270
	ABSM3.2X10/PLR	.197	.121	.129	.229	.264	.051	.394	.433			
	ABSM3.2X12/PLR	.275	.121	.129	.229	.264	.051	.472	.511			
	ABSM3.2X14/PLR	.354	.121	.129	.229	.264	.051	.551	.590			
	ABSM3.2X16/PLR	.433	.121	.129	.229	.264	.051	.630	.669			
	ABSM3.2X18/PLR	.512	.121	.129	.229	.264	.051	.709	.748			
5/32"	ABSM4X8/PLR	.157	.152	.158	.272	.331	.067	.315	.354	.165	324	325
	ABSM4X10/PLR	.236	.152	.158	.272	.331	.067	.394	.433			
	ABSM4X12/PLR	.315	.152	.158	.272	.331	.067	.472	.511			
	ABSM4X14/PLR	.393	.152	.158	.272	.331	.067	.551	.590			
	ABSM4X16/PLR	.479	.152	.158	.272	.331	.067	.630	.669			
	ABSM4X18/PLR	.551	.152	.158	.272	.331	.067	.709	.748			
	ABSM4X20/PLR	.630	.152	.158	.272	.331	.067	.787	.826			
	ABSM4X25/PLR	.826	.152	.158	.272	.331	.067	.984	1.023			
3/16"	ABSM4.8X10/PLR	.197	.183	.193	.327	.398	.079	.394	.433	.196	405	353
	ABSM4.8X12/PLR	.275	.183	.193	.327	.398	.079	.472	.511			
	ABSM4.8X14/PLR	.354	.183	.193	.327	.398	.079	.551	.590			
	ABSM4.8X16/PLR	.433	.183	.193	.327	.398	.079	.630	.669			
	ABSM4.8X18/PLR	.512	.183	.193	.327	.398	.079	.709	.748			
	ABSM4.8X21/PLR	.630	.183	.193	.327	.398	.079	.827	.865			
	ABSM4.8X24/PLR	.748	.183	.193	.327	.398	.079	.945	.984			
	ABSM4.8X27/PLR	.866	.183	.193	.327	.398	.079	1.063	1.102			
	ABSM4.8X30/PLR	.984	.183	.193	.327	.398	.079	1.181	1.220			
	ABSM4.8X32/PLR	1.063	.183	.193	.327	.398	.079	1.260	1.248			
	ABSM4.8X35/PLR	1.181	.183	.193	.327	.398	.079	1.378	1.417			
	ABSM4.8X40/PLR	1.260	.183	.193	.327	.398	.079	1.575	1.614			
	ABSM4.8X45/PLR	1.456	.183	.193	.327	.398	.079	1.772	1.810			
	ABSM4.8X51/PLR	1.653	.183	.193	.327	.398	.079	1.968	2.007			
5MM	ABSM5X40/PLR	1.260	.193	.201	.342	.413	.079	1.575	1.614	.204	450	472
	ABSM5X45/PLR	1.456	.193	.201	.342	.413	.079	1.772	1.810			
	ABSM5X50/PLR	1.653	.193	.201	.342	.413	.079	1.968	2.007			
	ABSM5X55/PLR	1.850	.193	.201	.342	.413	.079	2.165	2.204			
	ABSM5X60/PLR	2.047	.193	.201	.342	.413	.079	2.362	2.401			
	ABSM5X65/PLR	2.244	.193	.201	.342	.413	.079	2.559	2.598			
	ABSM5X70/PLR	2.440	.193	.201	.342	.413	.079	2.756	2.795			
	ABSM5X75/PLR	2.677	.193	.201	.342	.413	.079	2.952	2.991			
	ABSM5X80/PLR	2.834	.193	.201	.342	.413	.079	3.149	3.188			
	ABSM5X90/PLR	3.149	.193	.201	.342	.413	.079	3.543	3.582			
	ABSM5X100/PLR	3.543	.193	.201	.342	.413	.079	3.937	3.976			
	ABSM5X110/PLR	3.937	.193	.201	.342	.413	.079	4.330	4.369			
	ABSM5X120/PLR	4.330	.193	.201	.342	.413	.079	4.724	4.763			
	ABSM5X130/PLR	4.724	.193	.201	.342	.413	.079	5.118	5.157			
	ABSM5X140/PLR	5.119	.193	.201	.342	.413	.079	5.512	5.551			
	ABSM5X150/PLR	5.511	.193	.201	.342	.413	.079	5.905	5.944			
	ABSM5X160/PLR	5.905	.193	.201	.342	.413	.079	6.299	6.338			
	ABSM5X170/PLR	6.299	.193	.201	.342	.413	.079	6.693	6.732			
	ABSM5X180/PLR	6.692	.193	.201	.342	.413	.079	7.086	7.125			
	ABSM5X190/PLR	7.086	.193	.201	.342	.413	.079	7.480	7.519			
1/4"	ABSM6.4X35/PLR	1.181	.246	.256	.457	.528	.106	1.378	1.417	.260	550	786
	ABSM6.4X50/PLR	1.653	.246	.256	.457	.528	.106	1.968	2.007			
	ABSM6.4X80/PLR	2.834	.246	.256	.457	.528	.106	3.149	3.188			
	ABSM6.4X100/PLR	3.543	.246	.256	.457	.528	.106	3.937	3.976			
	ABSM6.4X120/PLR	4.330	.246	.256	.457	.528	.106	4.724	4.763			
	ABSM6.4X150/PLR	5.511	.246	.256	.457	.528	.106	5.905	5.944			
	ABSM6.4X175/PLR	6.496	.246	.256	.457	.528	.106	6.890	6.928			
	ABSM6.4X200/PLR	7.480	.246	.256	.457	.528	.106	7.874	7.913			

RIVETKING® LONG LENGTH RIVET

ALUMINUM/ STEEL LONG LENGTH BLIND RIVETS DOME HEAD

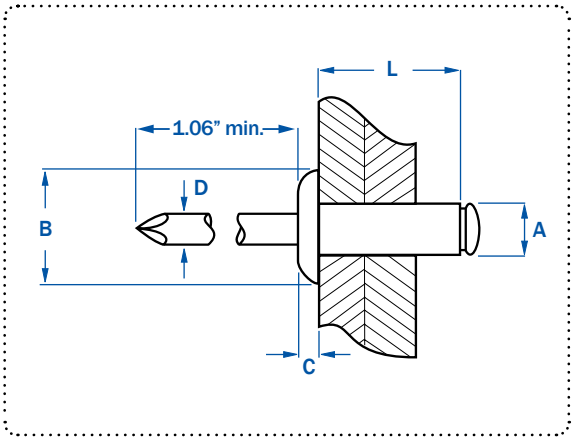

Long length blind rivets are used in areas that require a thick grip range that goes beyond standard sizes. Used in insulation, roofing or other industrial extended grip, blind side applications.

ROHS COMPLIANT

RIVET: ALUMINUM
MANDREL: STEEL, TRIVALENT ZINC PLATED

PART NUMBER	RIVET SIZE (A)	GRIP RANGE	LENGTH (L)	HEAD DIA (B)	HEAD HEIGHT (C)	MANDREL DIA (D)	HOLE SIZE	SHEAR	TENSILE
		MIN-MAX	MAX	NOM.	NOM.	NOM.	MAX	LBS.	LBS.
01050004035	5/32"	1.02 - 1.25	1.38	.300	.047	.083	.161	180	220
01050004040		1.25 - 1.44	1.57						
01050005040	3/16"**	1.18 - 1.38	1.57	.366	.060	.108	.200	450	618
01050005045		1.37 - 1.58	1.77						
01050005050		1.57 - 1.77	1.97						
01050005055		1.77 - 1.98	2.17						
01050005060		1.98 - 2.17	2.37						
01050005065		2.17- 3.26	2.57						
01050005070		2.36 - 2.56	2.77						
01050005075		2.56 - 2.75	2.95						
01050005080		2.76 - 2.95	3.15						
01050005090		2.95 - 3.35	3.54						
010500050100		3.35 - 3.74	3.93						
010500050110		3.74 - 4.13	4.33						
010500050120		1.14 - 4.53	4.72						
010500050130		4.52 - 4.92	5.12						
010500050140		4.92 - 5.32	5.52						
010500050150		5.32 - 5.71	6.29						
010500050160		5.71 - 5.91	4.77						
010500050170		6.10 - 6.50	6.70						
010500050180		6.50 - 6.89	7.09						
010500050190		6.89 - 7.29	7.50						
01050006480	1/4"	1.65 - 2.87	3.15	.512	.079	.142	2.56	550	765
010500064100		2.87 - 3.66	3.93						
010500064120		3.66 - 4.45	4.72						
010500064150		4.45 - 5.63	6.91						
010500064175		5.63 - 6.61	6.89						
010500064200		6.61 - 7.60	7.87						

3/16" **

The 3/16" rivets are made according to din7337 standard in which the body diameter is actually 5mm (.196).
The 3/16" inch designation has been applied as a reference only as the actual rivet is .196 diameter.
Please insure the hole design is greater then .200 to accommodate the rivet.

RIVETKING® STEMLOCK®

THE FOLLOWING PRODUCT IS COVERED UNDER THE FOLLOWING PATENT/TRADEMARK: 3,504,665

STRUCTURAL BLIND RIVETS • STEEL/ ALUMINUM

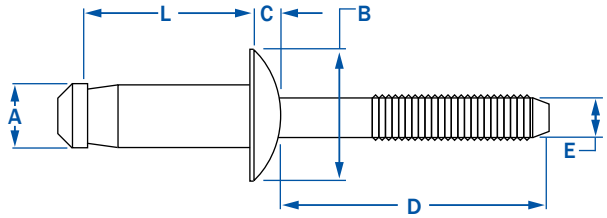

The Stemlock® is an advanced structural fastening solution that has among the highest shear and tensile values available because the mandrel is locked into the shear plane. The internal locking mechanism insures positive mandrel retention and will break flush with the head. The Stemlock® is designed to form a bearing surface flange at the rear side of the substrate. This rear flange is perfect for thin sheets or imperfect holes offering impressive clamp up forces without deforming the substrate.

ROHS COMPLIANT

AVAILABLE MATERIALS: ALL STEEL, ALL ALUMINUM DOME HEAD

A			L	A	B	C	E			
				STANDARD FLANGE						
RIVET SIZE	PART NUMBER	GRIP RANGE	RIVET LENGTH	BODY	HEAD DIA.	HEAD HEIGHT	MANDREL DIA.	BACKSIDE CLEARANCE	SHEAR STRENGTH	TENSILE STRENGTH
		MIN. - MAX.	MAX	DIA.	MAX.	MAX.	DIA.	MIN.	LBF	LBF
1/4"	STMS-0812	.068 - .138	.539	.263 .271	.530	.110	N/R	.480	2,360	1,978
	STMS-0813	.110 - .189	.590						2,698	
	STMS-0814	.132 - .211	.612						2,810	
	STMS-0815	.189 - .268	.669						2,810	
	STMS-0817	.268 - .346	.747						3,147	
	STMS-0818	.295 - .374	.775						3,372	
	STMS-0819	.346 - .425	.826						3,597	
	STMS-0821	.425 - .504	.905						3,597	
1/4"	STMA-0812	.068 - .138	.539	.263 .271	.530	.110	N/R	.480	1,124	600
	STMA-0813	.110 - .189	.590						1,349	
	STMA-0814	.132 - .211	.612						1,394	
	STMA-0815	.189 - .268	.669						1,460	
	STMA-0817	.268 - .346	.747						1,574	
	STMA-0818	.295 - .374	.775						1,574	
	STMA-0819	.346 - .425	.826						1,574	
	STMA-0821	.425 - .504	.905						1,574	

RIVETKING® TIGERBOLT®

THE FOLLOWING PRODUCT IS COVERED UNDER THE FOLLOWING PATENT/TRADEMARK: 2,386,588

STRUCTURAL BLIND RIVETS • EXTERNAL LOCKING

AVAILABLE IN STEEL, ALUMINUM, AND STAINLESS STEEL

** A Special nose piece is required to set externally locked structural blind rivets.*

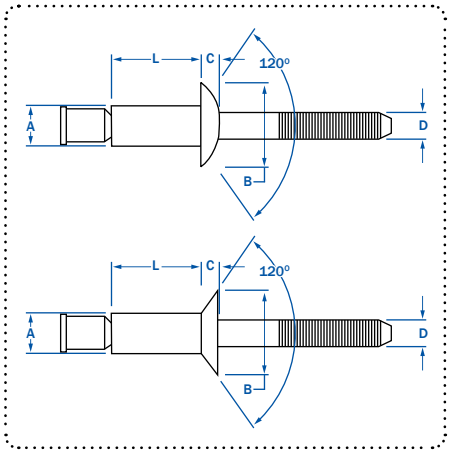

The RivetKing® Tigerbolt® is a structural rivet with an external locking feature. This locking feature is visible after the rivet is applied. When applied, the special nose piece that is required to set the rivet creates a small expansion of a shoulder on the mandrel in a pocket located on the surface of the rivet head. The locking feature can then be inspected and confirmed to be effective during assembly. The Tigerbolt® has a stronger clamp up then the In-lock® and is tighter at minimum grip. The mandrel is retained within the shear plane yielding high strength under shear loads and the external lock insures positive mandrel retention which results in high strength under pullout loads. Typically used in the manufacturing or repair of truck bodies, the Tigerbolt® is leak resistant and has excellent clamp-up force. The Tigerbolt® has a wide grip range and is offered in two diameters and two lengths. The mandrel breaks flush with the head when applied and is set with a special nose piece.

ROHS COMPLIANT

MATERIAL	PART NUMBER	A RIVET SIZE	GRIP RANGE MIN. - MAX.	HEAD STYLE	L LENGTH MAX	B HEAD DIA MAX.	C HEAD HEIGHT MAX.	D MANDREL DIA NOM.	HOLE SIZE MIN. - MAX.	SHEAR LBS.F	TENSILE LBS.F	MANDREL PUSHOUT LBS.F
ALUMINUM	ABA - 64 - TB	3/16"	.062 - .250	Dome	.416	.400	.090	.118	.194 - .204 (#10)	674	495	50
	ABA - 67 - TB		.062 - .437	Dome	.577							
	ABA - 86 - TB	1/4"	.080 - .375	Dome	.556	.530	.117	.157	.261 - .276 (G)	1349	944	100
	ABA - 810 - TB		.080 - .625	Dome	.847							
	ACA - 88 - TB		.125 - .500	C'sunk	.722	.420	.070	.157				
STEEL	SBS - 64 - TB	3/16"	.062 - .250	Dome	.297	.400	.090	.118	.194 - .204 (#10)	1438	1147	100
	SBS - 67 - TB		.062 - .437	Dome	.360							
	SBS - 86 - TB	1/4"	.080 - .375	Dome	.422	.530	.117	.157	.261 - .276 (G)	2675	2360	250
	SBS - 810 - TB		.080 - .625	Dome	.485							
	SCS - 88 - TB		.125 - .500	C'sunk	.547	.420	.070	.157				
STAINLESS	FBF - 64 - TB	3/16"	.062 - .250	Dome	.375	.400	.090	.118	.194 - .204 (#10)	1438	1146	100
	FBF - 67 - TB		.062 - .437	Dome	.437							
	FBF - 86 - TB	1/4"	.080 - .375	Dome	.500	.530	.117	.157	.261 - .276 (G)	2630	2360	250
	FBF - 810 - TB		.080 - .625	Dome	1.195							
	FCF - 88 - TB		.125 - .500	C'sunk	1.320	.420	.070	.157				

CELUS®
A RIVETKING® BRAND

TIGERBOLT®

RIVETKING® IN-LOCK®

THE FOLLOWING PRODUCT IS COVERED UNDER THE FOLLOWING PATENT/TRADEMARK: 77/613,050

STRUCTURAL BLIND RIVETS • INTERNAL LOCKING

AVAILABLE IN STEEL, ALUMINUM, AND STAINLESS STEEL
** Any nose piece can be used. No special requirement.*
COMPLIANT WITH IFI 134

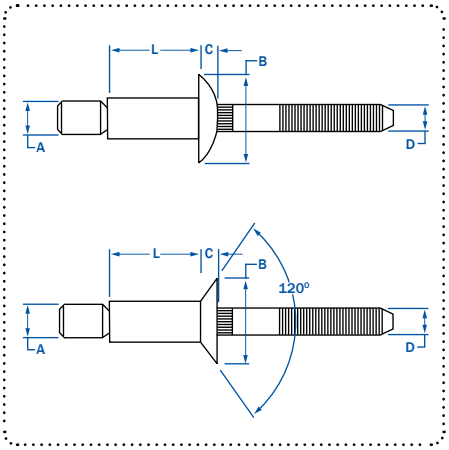

The RivetKing® In-Lock® is a structural rivet with an internal locking feature. The locking feature is not visible when the rivet is applied. The mandrel is retained within the shear plane yielding high strength under shear loads and the internal lock insures positive mandrel retention which results in high strength under pullout loads. Typically used in the manufacturing or repair of truck bodies, the In-Lock® is leak resistant and has excellent clamp-up force. The In-Lock® has a wide grip range and is offered in two diameters and two lengths. The mandrel breaks flush with the head when applied and is set without a special nose piece.

MATERIAL	PART NUMBER	A RIVET SIZE	GRIP RANGE MIN. - MAX.	HEAD STYLE	L LENGTH MAX.	B HEAD DIA. NOM.	C HEAD HEIGHT NOM.	D MANDREL DIA. REF.	HOLE SIZE MIN. - MAX.	SHEAR LBS.F	TENSILE LBS.F	MANDREL PUSHOUT LBS.F
ALUMINUM	ABA - 64 - STR	3/16"	.062 - .270	Dome	.415	.385	.085	.118	.191 - .201 (#10)	550	450	50
	ABA - 67 - STR		.214 - .437	Dome	.572							
	ABA - 67E - STR		.062 - .437	Dome	.572							
	ABA - 86 - STR	1/4"	.080 - .375	Dome	.560	.525	.117	.157	.261 - .272 (G)	1270	830	100
	ABA - 810 - STR		.350 - .625	Dome	.810							
	ABA - 810E - STR		.080 - .625	Dome	.810							
	ACA - 88 - STR	NEW!	.160 - .475	C'sunk	.660	.405	.070 Ref	.157				
	ABA - 1212 - STR	3/8"	.120 - .560	Dome	.843	.770	.177 MAX	.232	.392 - .408	2950	1900	250
STEEL	SBS - 64 - STR	3/16"	.062 - .270	Dome	.415	.385	.085	.118	.194 - .204 (#10)	1300	1000	150
	SBS - 67 - STR		.214 - .437	Dome	.572							
	SBS - 67E - STR		.062 - .437	Dome	.572							
	SBS - 86 - STR	1/4"	.080 - .375	Dome	.560	.525	.117	.157	.261 - .276 (G)	2400	1850	300
	SBS - 810 - STR		.350 - .625	Dome	.810							
	SBS - 810E - STR		.080 - .625	Dome	.810							
	SCS - 88 - STR	NEW!	.160 - .475	C'sunk	.660	.405	.070 Ref.	.157				
	SBS - 1212 - STR	3/8"	.120 - .560	Dome	.843	.770	.177 MAX	.232	.392 - .408	5600	4000	650
STAINLESS	FBF - 64 - STR	3/16"	.062 - .270	Dome	.415	.385	.090	.118	.194 - .204 (#10)	1300	1000	100
	FBF - 67 - STR		.214 - .437	Dome	.572							
	FBF - 67E - STR		.062 - .437	Dome	.572							
	FBF - 86 - STR	1/4"	.080 - .375	Dome	.560	.525	.117	.157	.261 - .276 (G)	2400	1850	200
	FBF - 810 - STR		.350 - .625	Dome	.810							
	FBF - 810E - STR		.080 - .625	Dome	.810							
	FCF - 88 - STR		.160 - .475	C'sunk	.660	.405	.070 Ref	.157				

RIVETKING® RIVBOLT™

THE FOLLOWING PRODUCT IS COVERED UNDER THE FOLLOWING PATENT/TRADEMARK: 3,504,676

STEEL/ STEEL

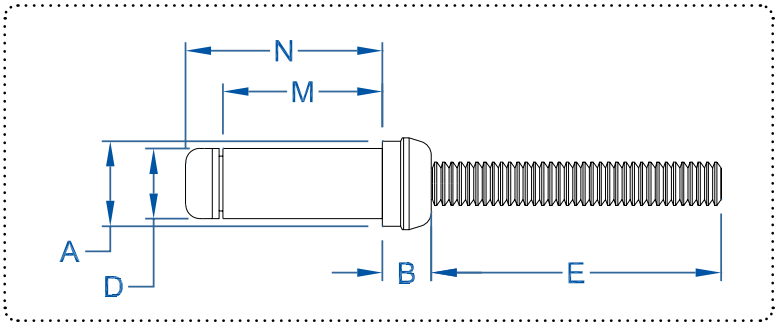

The RivetKing® RivBolt™ is ideal for high strength blind precision applications. The RivetKing® RivBolt™ is engineered for the truck/trailer, HVAC, automotive, rail car and structural racking systems. The RivetKing® RivBolt™ has a high shear and tensile value with clamp up for vibration resistance.

Tamper proof easy install from one side of the application with RivetKing® RK-756 or RK-745 tools. The RivetKing® RivBolt™ will break flush in the proper grip range.

PART NUMBER	DIAMETER	GRIP RANGE	A	B	C MAX.	D	E	M REF.	N MAX.	MINIMUM VALUES IN NOMINAL GRIP** SHEAR	TENSILE	HOLE DIAMETER
RB6-2	3/16"	.093-.156	.276-.286	.152-.168	.015	.196-.206	.785	.376	.500	2800	1800	.208-.222
RB6-3	3/16"	.157-.219	.276-.286	.152-.168	.015	.196-.206	.785	.439	.562	2800	1800	.208-.222
RB6-4	3/16"	.220-.281	.276-.286	.152-.168	.015	.196-.206	.785	.501	.625	2800	1800	.208-.222
RB6-5	3/16"	.282-.344	.276-.286	.152-.168	.015	.196-.206	.785	.564	.687	2800	1800	.208-.222
RB6-6	3/16"	.345-.406	.276-.286	.152-.168	.015	.196-.206	.785	.626	.750	2800	1800	.208-.222
RB6-7	3/16"	.407-.469	.276-.286	.152-.168	.015	.196-.206	.785	.689	.812	2800	1800	.208-.222
RB6-8	3/16"	.470-.531	.276-.286	.152-.168	.015	.196-.206	.785	.751	.875	2800	1800	.208-.222
RB6-9	3/16"	.532-.594	.276-.286	.152-.168	.015	.196-.206	.785	.814	.937	2800	1800	.208-.222
RB6-10	3/16"	.595-.656	.276-.286	.152-.168	.015	.196-.206	.785	.876	1.000	2800	1800	.208-.222
RB6-11	3/16"	.657-.719	.276-.286	.152-.168	.015	.196-.206	.785	.939	1.062	2800	1800	.208-.222
RB6-12	3/16"	.720-.781	.276-.286	.152-.168	.015	.196-.206	.785	1.001	1.125	2800	1800	.208-.222
RB8-2	1/4"	.093-.156	.368-.380	.205-.225	.020	.262-.275	.860	.460	.620	5100	3250	.277-.292
RB8-3	1/4"	.157-.219	.368-.380	.205-.225	.020	.262-.275	.860	.523	.682	5100	3250	.277-.292
RB8-4	1/4"	.220-.281	.368-.380	.205-.225	.020	.262-.275	.860	.585	.745	5100	3250	.277-.292
RB8-5	1/4"	.282-.344	.368-.380	.205-.225	.020	.262-.275	.860	.648	.807	5100	3250	.277-.292
RB8-6	1/4"	.345-.406	.368-.380	.205-.225	.020	.262-.275	.860	.710	.870	5100	3250	.277-.292
RB8-7	1/4"	.407-.469	.368-.380	.205-.225	.020	.262-.275	.860	.773	.932	5100	3250	.277-.292
RB8-8	1/4"	.470-.531	.368-.380	.205-.225	.020	.262-.275	.860	.835	.995	5100	3250	.277-.292
RB8-9	1/4"	.532-.594	.368-.380	.205-.225	.020	.262-.275	.860	.898	1.057	5100	3250	.277-.292
RB8-10	1/4"	.595-.656	.368-.380	.205-.225	.020	.262-.275	.860	.960	1.120	5100	3250	.277-.292
RB8-11	1/4"	.657-.719	.368-.380	.205-.225	.020	.262-.275	.860	1.023	1.182	5100	3250	.277-.292
RB8-12	1/4"	.720-.781	.368-.380	.205-.225	.020	.262-.275	.860	1.085	1.245	5100	3250	.277-.292
RB10-4	5/16"	.188-.312	.468-.478	.266-.278	.025	.332-.346	1.285	.695	.875	8050	5200	.348-.368
RB10-6	5/16"	.313-.437	.468-.478	.266-.278	.025	.332-.346	1.285	.820	1.000	8050	5200	.348-.368
RB10-8	5/16"	.438-.562	.468-.478	.266-.278	.025	.332-.346	1.285	.945	1.125	8050	5200	.348-.368
RB10-10	5/16"	.563-.687	.468-.478	.266-.278	.025	.332-.346	1.285	1.070	1.250	8050	5200	.348-.368
RB10-12	5/16"	.688-.812	.468-.478	.266-.278	.025	.332-.346	1.285	1.195	1.375	8050	5200	.348-.368
RB10-14	5/16"	.813-.937	.468-.478	.266-.278	.025	.332-.346	1.285	1.320	1.500	8050	5200	.348-.368
RB10-16	5/16"	.938-1.062	.468-.478	.266-.278	.025	.332-.346	1.285	1.445	1.625	8050	5200	.348-.368
RB12-4	3/8"	.188-.312	.553-.563	.315-.327	.030	.393-.411	1.230	.766	.969	11100	7250	.413-.435
RB12-6	3/8"	.313-.437	.553-.563	.315-.327	.030	.393-.411	1.230	.891	1.094	11100	7250	.413-.435
RB12-8	3/8"	.438-.562	.553-.563	.315-.327	.030	.393-.411	1.230	1.016	1.219	11100	7250	.413-.435
RB12-10	3/8"	.563-.687	.553-.563	.315-.327	.030	.393-.411	1.230	1.141	1.344	11100	7250	.413-.435
RB12-12	3/8"	.688-.812	.553-.563	.315-.327	.030	.393-.411	1.230	1.266	1.469	11100	7250	.413-.435
RB12-14	3/8"	.813-.937	.553-.563	.315-.327	.030	.393-.411	1.230	1.391	1.594	11100	7250	.413-.435
RB12-16	3/8"	.938-1.062	.553-.563	.315-.327	.030	.393-.411	1.230	1.516	1.719	11100	7250	.413-.435
RB12-18	3/8"	1.063-1.187	.553-.563	.315-.327	.030	.393-.411	1.230	1.641	1.844	11100	7250	.413-.435
RB12-20	3/8"	1.188-1.312	.553-.563	.315-.327	.030	.393-.411	1.230	1.766	1.969	11100	7250	.413-.435

**These are minimum shear and tensile strengths, in pounds, of installed fasteners, when tested in a grip equal to or greater than one and one half the fastener diameter.

RIVETKING® COLLAR BOLT MULTI-GRIP

GRIPS

NOM. BODY DIA.	PART NUMBER				GRIP RANGE			LENGTH	MANDREL DIA.	MAX HOLE SIZE
	CATEGORY	HEAD	MATERIAL	DIA-GRIP	MIN.		MAX.			
3/16”	CBMRP	T	R	6 - 10	0.062	-	0.625	1.788	.183 - .187	0.203
	CBMGP	T	R	6 - 20	0.312	-	1.250	2.730		
1/4”	CBMGP	T	R	8 - 10	0.063	-	0.625	1.965	.245 - .249	0.265
	CBMGP	T	R	8 - 20	0.312	-	1.250	2.560		
5/16”	CBMGP	T	R	10 - 12	0.125	-	0.750	2.340	.307 - .311	0.328
	CBMGP	T	R	10 - 22	0.625	-	1.375	2.840		
3/8”	CBMGP	T	R	12 - 14	0.125	-	0.875	2.875	.369 - .375	0.390
	CBMGP	T	R	12 - 26	0.812	-	1.625	3.500		

HEADS

BUTTON HEAD | TRUSS HEAD | FLUSH HEAD | BROAD TRUSS HEAD | RIVET HEAD

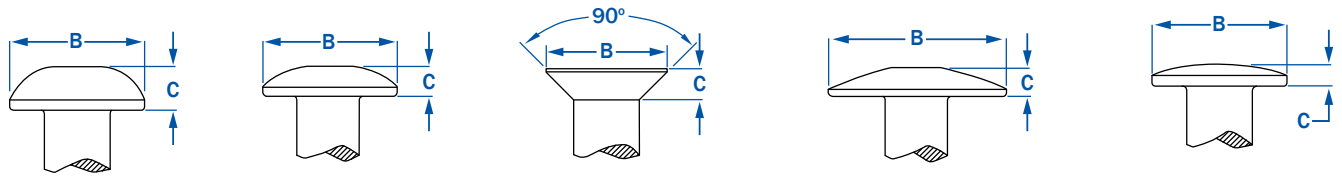

		BUTTON HEAD (B)		TRUSS HEAD (T)		FLUSH HEAD (90)		BROAD TRUSS HEAD (30)		RIVET HEAD (98T)	
NOM. HEAD DIAMETER	HEAD DIAMETER	HEAD DIAMETER	HEAD HEIGHT	HEAD DIAMETER	HEAD HEIGHT	HEAD DIAMETER	HEAD HEIGHT	HEAD DIAMETER	HEAD HEIGHT	HEAD DIAMETER	HEAD HEIGHT
3/16”	10	.356 - .394	.113 - .125	N/A	N/A	.323 - .359	.092 - .102	N/A	N/A	.450 - .488	.91 - .105
	20	.356 - .394	.113 - .125	N/A	N/A	.323 - .359	.076 - .087	N/A	N/A	.450 - .488	.91 - .105
1/4”	10	.475 - .525	.136 - .152	.531 - .594	.103 - .115	.433 - .478	.119 - .128	**	.138 - .162	N/A	N/A
	20	.475 - .525	.136 - .152	.531 - .594	.103 - .115	.433 - .478	.102 - .115	**	.138 - .162	N/A	N/A
5/16”	12	.594 - .656	.181 - .201	.703 - .797	.127 - .141	.542 - .594	.149 - .162	N/A	N/A	N/A	N/A
	22	.594 - .656	.181 - .201	.703 - .797	.127 - .141	.542 - .594	.129 - .142	N/A	N/A	N/A	N/A
3/8”	14	.713 - .787	.223 - .248	.828 - .922	.152 - .168	.651 - .714	.178 - .195	1.188 - 1.25	.188 - .212	N/A	N/A
	26	.713 - .787	.223 - .248	.828 - .922	.190 - .200	.651 - .714	.153 - .170	1.188 - 1.25	.188 - .212	N/A	N/A

** STEEL .937 ALUMINUM 1.063

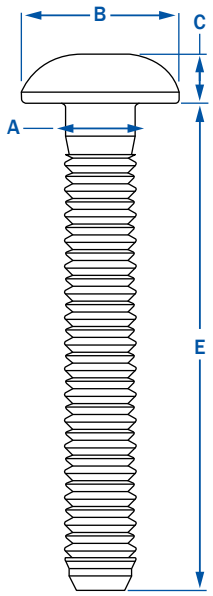

COLLAR DIMENSIONS

MGC | MGC-S | MGC-W

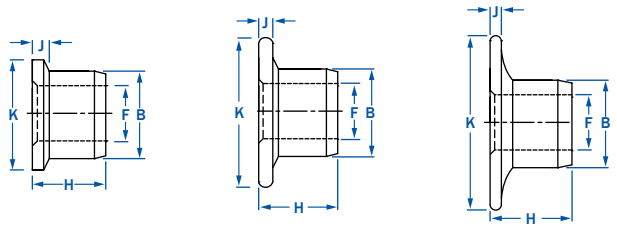

COLLAR	DIAMETER	HOLE DIAMETER (F)	BODY DIAMETER (B)	OVERALL LENGTH (H)	HEAD HEIGHT (J)	FLANGE DIAMETER (K)
MGC	3/16”	.189 - .195	.307 - .313	.265 - .285	.040 - .052	.365 - .385
MGC	1/4”	.250 - .260	.399 - .405	.360 - .390	.055 - .070	.480 - .520
MGC	5/16”	.312 - .320	.501 - .509	.430 - .446	.069 - .086	.605 - .645
MGC	3/8”	.376 - .384	.603 - .611	.490 - .520	.086 - .100	.730 - .770
MGC-S	3/16”	.189 - .195	.308 - .315	.290 - .320	.085 - .115	.495 - .535
MGC-W	3/16”	.189 - .195	.307 - .314	.290 - .320	.090 - .115	.640 - .754
MGC-W	1/4”	.250 - .260	.399 - .405	.432 - .462	.115 - .145	.855 - 1.00

MATERIALS

NOM. BODY DIA.		STEEL (SZ)	ALUMINUM 6061 (A6)
3/16”	SHEAR	1725	750
	TENSILE	1400	900
1/4”	SHEAR	2200	1200
	TENSILE	2550	1620
5/16”	SHEAR	3000	2200
	TENSILE	3910	2500
3/8”	SHEAR	4200	3000
	TENSILE	5625	4000

RIVET KING®

RIVETKING® COLLAR BOLT FIXED GRIP

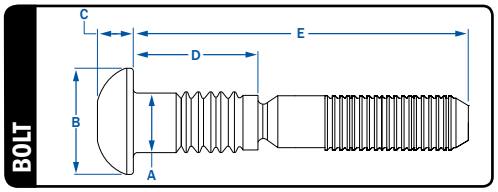

COLLAR BOLT
Industrial Rivet's part numbers are made up of six elements which, when correctly designated, completely describe the desired rivet.

SAMPLE PART NUMBER

CBC6LT - R6 - 2G

- FINISH
- GRIP RANGE
- DIAMETER
- MATERIAL
- HEAD TYPE
- COLLAR BOLT TYPE

GRIPS

NOM. BODY DIA.	PART NUMBER					GRIP RANGE		NOTCH LENGTH	OVERALL LENGTH	MAX HOLE SIZE
	CATEGORY	HEAD	MATERIAL	DIA-GRIP	PLATING	MIN.	MAX.			
3/16"	CBC6L	T	R	6 - 2	G	0.063	0.188	0.394	1.404	0.203
	CBC6L	T	R	6 - 3	G	0.125	0.250	0.457	1.466	
	CBC6L	T	R	6 - 4	G	0.188	0.313	0.519	1.529	
	CBC6L	T	R	6 - 5	G	0.250	0.375	0.582	1.591	
	CBC6L	T	R	6 - 6	G	0.313	0.438	0.644	1.654	
	CBC6L	T	R	6 - 7	G	0.375	0.500	0.707	1.716	
	CBC6L	T	R	6 - 8	G	0.438	0.563	0.769	1.779	
	CBC6L	T	R	6 - 9	G	0.500	0.625	0.832	1.841	
	CBC6L	T	R	6 - 10	G	0.563	0.688	0.894	1.904	
	CBC6L	T	R	6 - 11	G	0.625	0.750	0.957	1.966	
	CBC6L	T	R	6 - 12	G	0.688	0.813	1.019	2.029	
	CBC6L	T	R	6 - 13	G	0.750	0.875	1.082	2.091	
	CBC6L	T	R	6 - 14	G	0.813	0.938	1.144	2.154	
	CBC6L	T	R	6 - 15	G	0.875	1.000	1.207	2.216	
	CBC6L	T	R	6 - 16	G	0.938	1.063	1.269	2.279	
	CBC6L	T	R	6 - 17	G	1.000	1.125	1.332	2.341	
	CBC6L	T	R	6 - 18	G	1.063	1.188	1.394	2.404	
	CBC6L	T	R	6 - 19	G	1.125	1.250	1.457	2.466	
	CBC6L	T	R	6 - 20	G	1.188	1.313	1.519	2.529	
1/4"	CBC6L	T	R	8 - 2	G	0.063	0.188	0.485	1.520	0.266
	CBC6L	T	R	8 - 3	G	0.125	0.250	0.548	1.583	
	CBC6L	T	R	8 - 4	G	0.188	0.313	0.610	1.645	
	CBC6L	T	R	8 - 5	G	0.250	0.375	0.673	1.708	
	CBC6L	T	R	8 - 6	G	0.313	0.438	0.735	1.770	
	CBC6L	T	R	8 - 7	G	0.375	0.500	0.798	1.833	
	CBC6L	T	R	8 - 8	G	0.438	0.563	0.860	1.895	
	CBC6L	T	R	8 - 9	G	0.500	0.625	0.923	1.958	
	CBC6L	T	R	8 - 10	G	0.563	0.688	0.985	2.020	
	CBC6L	T	R	8 - 11	G	0.625	0.750	1.048	2.083	
	CBC6L	T	R	8 - 12	G	0.688	0.813	1.110	2.145	
	CBC6L	T	R	8 - 13	G	0.750	0.875	1.173	2.208	
	CBC6L	T	R	8 - 14	G	0.813	0.938	1.235	2.270	
	CBC6L	T	R	8 - 15	G	0.875	1.000	1.298	2.333	
	CBC6L	T	R	8 - 16	G	0.938	1.063	1.360	2.395	
	CBC6L	T	R	8 - 17	G	1.000	1.125	1.423	2.458	
	CBC6L	T	R	8 - 18	G	1.063	1.188	1.485	2.520	
	CBC6L	T	R	8 - 19	G	1.125	1.250	1.548	2.583	
	CBC6L	T	R	8 - 20	G	1.188	1.313	1.610	2.645	
5/16"	CBC6L	T	R	10 - 4	G	0.125	0.375	0.749	1.910	0.328
	CBC6L	T	R	10 - 6	G	0.250	0.500	0.874	2.035	
	CBC6L	T	R	10 - 8	G	0.375	0.625	0.999	2.160	
	CBC6L	T	R	10 - 10	G	0.500	0.750	1.124	2.285	
	CBC6L	T	R	10 - 12	G	0.625	0.875	1.249	2.410	
	CBC6L	T	R	10 - 14	G	0.750	1.000	1.374	2.535	
	CBC6L	T	R	10 - 16	G	0.875	1.125	1.499	2.660	
	CBC6L	T	R	10 - 18	G	1.000	1.250	1.624	2.785	
	CBC6L	T	R	10 - 20	G	1.125	1.375	1.749	2.910	
3/8"	CBC6L	T	R	12 - 4	G	0.125	0.375	0.934	2.246	0.391
	CBC6L	T	R	12 - 6	G	0.250	0.500	0.934	2.246	
	CBC6L	T	R	12 - 8	G	0.375	0.625	1.059	2.371	
	CBC6L	T	R	12 - 10	G	0.500	0.750	1.184	2.496	
	CBC6L	T	R	12 - 12	G	0.625	0.875	1.309	2.621	
	CBC6L	T	R	12 - 14	G	0.750	1.000	1.434	2.746	
	CBC6L	T	R	12 - 16	G	0.875	1.125	1.559	2.871	
	CBC6L	T	R	12 - 18	G	1.000	1.250	1.684	2.996	
	CBC6L	T	R	12 - 20	G	1.125	1.375	1.809	3.121	

RK-722 TOOL

RK-745 TOOL

RK-756 TOOL

RIVETKING® COLLAR BOLT FIXED GRIP

HEADS

BRAZIER HEAD

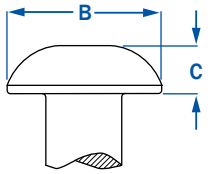

TRUSS HEAD

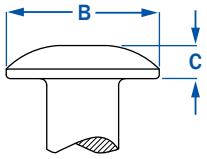

FLUSH HEAD

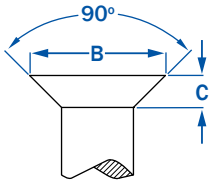

	BRAZIER HEAD (B)		TRUSS HEAD (T)		FLUSH HEAD (90)	
NOM. BODY DIA.	HEAD DIAMETER (B)	HEAD HEIGHT (D)	HEAD DIAMETER (B)	HEAD HEIGHT (D)	HEAD DIAMETER (B)	HEAD HEIGHT (D)
3/16”	.394 - .356	.125 - .113	.469 - .406	.088 - .078	.354 - .328	.085 - .075
1/4”	.525 - .475	.152 - .136	.594 - .531	.115 - .103	.473 - .437	.113 - .101
5/16”	.656 - .594	.201 - .181	.797 - .703	.141 - .127	.589 - .547	.141 - .127
3/8”	.787 - .713	.248 - .223	.922 - .828	.168 - .152	.709 - .656	.168 - .152

Capacity to 1 1/8” Diameter on request

MATERIALS

NOM. BODY DIA.		STEEL (R)	ALUMINUM 2024 (C)	ALUMINUM 6061 (F)	STAINLESS Steel 18-8 (U)
3/16”	SHEAR	1725	1050	775	2000
	TENSILE	1650	1000	530	1455
1/4”	SHEAR	3050	1875	1375	3550
	TENSILE	3000	1800	975	3750
5/16”	SHEAR	4725	2925	2125	5525
	TENSILE	4600	2850	1550	4250
3/8”	SHEAR	6825	4200	3050	7950
	TENSILE	6500	4200	2400	6100

Capacity to 1 1/8” Diameter on request

RK-745/KIT • MAX 3/8”

RK-756/KIT • MAX 3/8”

COLLAR DIMENSIONS

CB2LC

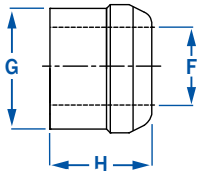

CB3LC

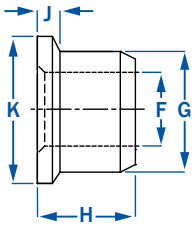

CB8LC

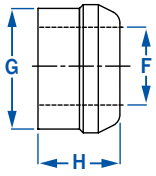

COLLAR	DIAMETER	HOLE DIAMETER (F)	BODY DIAMETER (G)	OVERALL LENGTH (H)	HEAD HEIGHT (J)	HEAD DIAMETER (K)
STANDARD	3/16”	.187 - .196	.311 - .304	.220 - .260		
	1/4”	.256 - .265	.409 - .402	.320 - .290		
	5/16”	.304 - .312	.494 - .485	.380 - .350		
	3/8”	.375 - .385	.600 - .590	.460 - .430		
FLANGE	3/16”	.187 - .196	.311 - .304	.280 - .250	.062 - .031	.391 - .359
	1/4”	.256 - .267	.409 - .402	.379 - .349	.078 - .047	.516 - .484
	5/16”	.304 - .312	.507 - .498	.426 - .394	.094 - .062	.641 - .609
	3/8”	.378 - .390	.610 - .599	.532 - .502	.125 - .062	.781 - .719
LOW PROFILE	3/16”	.187 - .196	.311 - .304	.162 - .132	0.094	
	1/4”	.256 - .265	.409 - .402	.202 - .172	0.125	
	5/16”	.304 - .312	.494 - .485	.255 - .225	0.125	
	3/8”	.375 - .385	.600 - .590	.295 - .310	0.156	

RIVETKING® DRIVE RIVETS

1/8" (Ø 3.2)

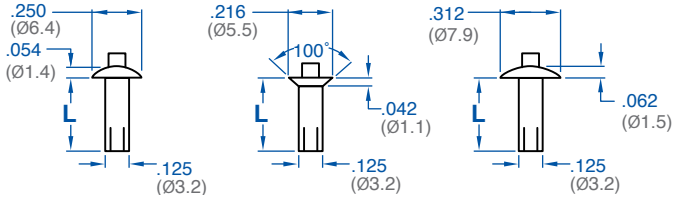

5/32" (Ø 4)

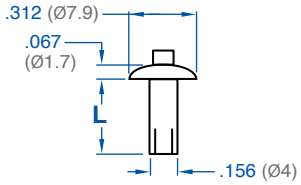

PART NUMBERS				GRIP				PART NUMBERS
UNIVERSAL HEAD	100° CSK HEAD	FULL BRAZIER HEAD	L	MIN.	NOM.	MAX.	L	UNIVERSAL HEAD
DR38-104-02-13			.156 (4)	.047 (1.2)	.063 (1.6)	.078 (2)	.188 (4.8)	
DR38-104-03-13	DR38-504-03-13	DR38-204-03-13	.188 (4.8)	.078 (2)	.094 (2.4)	.109 (2.8)	.219 (5.6)	DR38-105-03-13
DR38-104-04-13		DR38-204-04-13	.219 (5.6)	.109 (2.8)	.125 (3.2)	.141 (3.6)	.250 (6.4)	DR38-105-04-13
DR38-104-05-13	DR38-504-05-13	DR38-204-05-13	.250 (6.4)	.141 (3.6)	.156 (4)	.172 (4.4)	.281 (7.1)	DR38-105-05-13
DR38-104-06-13		DR38-204-06-13	.281 (7.1)	.172 (4.4)	.188 (4.8)	.203 (5.2)	.313 (7.9)	DR38-105-06-13
DR38-104-07-13	DR38-504-07-13	DR38-204-07-13	.313 (7.9)	.203 (5.2)	.219 (5.6)	.234 (6)	.344 (8.7)	DR38-105-07-13
DR38-104-08-13			.344 (8.7)	.234 (6)	.250 (6.4)	.266 (6.8)	.375 (9.5)	DR38-105-08-13
DR38-104-09-13	DR38-504-09-13		.375 (9.5)	.266 (6.8)	.281 (7.1)	.297 (7.5)	.406 (10.3)	DR38-105-09-13
DR38-104-10-13			.406 (10.3)	.297 (7.5)	.313 (7.9)	.328 (8.3)	.438 (11.1)	DR38-105-10-13
DR38-104-11-13			.438 (11.1)	.328 (8.3)	.344 (8.7)	.359 (9.1)	.469 (11.9)	
DR38-104-12-13		DR38-204-12-13	.469 (11.9)	.359 (9.1)	.375 (9.5)	.391 (9.9)	.500 (12.7)	DR38-105-11-13
				.453 (11.5)	.469 (11.9)	.484 (12.3)	.594 (15.1)	DR38-105-12-13
				.484 (12.3)	.500 (12.7)	.516 (13.1)	.625 (15.9)	DR38-105-13-13
				.609 (15.5)	.625 (15.9)	.641 (16.3)	.750 (19.1)	DR38-105-14-13

3/16" Ø 4.8

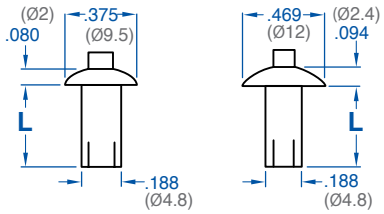

1/4" (Ø 6.4)

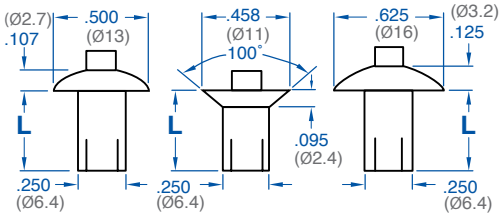

PART NUMBERS			GRIP				PART NUMBERS		
UNIVERSAL HEAD	FULL BRAZIER HEAD	L	MIN.	NOM.	MAX.	L	UNIVERSAL HEAD	100° CSK HEAD	FULL BRAZIER HEAD
DR38-106-02-16	DR38-206-02-16	.250 (6.4)	.047 (1.2)	.094 (2.4)	.141 (3.6)	.250(6.4)	DR38-108-02-16		DR38-208-02-16
DR38-106-04-16	DR38-206-04-16	.281 (7.1)	.078 (2)	.125 (3.2)	.172 (4.4)	.281 (7.1)	DR38-108-04-16		DR38-208-04-16
DR38-106-06-16	DR38-206-06-16	.344 (8.7)	.141 (3.6)	.188 (4.8)	.234 (6)	.344 ()8.7	DR38-108-06-16		DR38-208-06-16
DR38-106-08-16	DR38-206-08-16	.406 (10.3)	.203 (5.2)	.250 (6.4)	.297 (7.5)	.416 (10.6)	DR38-108-08-16	DR38-508-08-16	DR38-208-08-16
DR38-106-10-16	DR38-206-10-16	.469 (11.9)	.266 (6.8)	.313 (7.9)	.359 (9.1)	.469 (11.9)	DR38-108-10-16	DR38-508-10-16	DR38-208-10-16
DR38-106-12-16	DR38-206-12-16	.531 (13.5)	.328 (8.3)	.375 (9.5)	.422 (10.7)	.531 (13.5)	DR38-108-12-16	DR38-508-12-16	DR38-208-12-16
DR38-106-14-16	DR38-206-14-16	.594 (15.1)	.391 (9.9)	.438 (11.1)	.484 (12.3)	.594 (15.1)	DR38-108-14-16	DR38-508-14-16	DR38-208-14-16
DR38-106-16-16	DR38-206-16-16	.656 (16.7)	.453 (11.5)	.500 (12.7)	.547 (13.9)	.656 (16.7)	DR38-108-16-16	DR38-508-16-16	DR38-208-16-16
DR38-106-18-16	DR38-206-18-16	.719 (18.3)	.516 (13.1)	.563 (14.3)	.609 (15.5)	.719 (18.3)	DR38-108-18-16	DR38-508-18-16	DR38-208-18-16
DR38-106-20-16	DR38-206-20-16	.781 (19.8)	.578 (14.7)	.625 (15.9)	.672 (17.1)	.781 (19.8)	DR38-108-20-16	DR38-508-20-16	DR38-208-20-16
			.641 (16.3)	.688 (17.5)	.734 (18.7)	.844 (21.4)		DR38-508-22-16	
			.703 (17.9)	.750 (19.1)	.797 (20.3)	.906 (23)	DR38-108-24-16	DR38-508-24-16	DR38-208-24-16
	DR38-206-26-16	.969 (24.6)	.766 (19.4)	.813 (20.6)	.859 (21.8)	.969 (24.6)		DR38-508-26-16	
DR38-106-28-16		1.031 (26.2)	.828 (21)	.875 (22.2)	.922 (23.4)	1.031 (26.2)	DR38-108-28-16	DR38-508-28-16	DR38-208-28-16
DR38-106-32-16	DR38-206-32-16	1.156 (29.4)	.953 (24.2)	1.000 (25.4)	1.047 (26.6)	1.156 (29.4)			DR38-208-32-16
			1.078 (27.4)	1.125 (28.6)	1.171 (29.7)	1.281 (32.5)			DR38-208-36-16
			1.328 (33.7)	1.375 (34.9)	1.421 (36.1)	1.531 (38.9)			DR38-208-44-16

Large Diameter Aluminum Drive Rivets

5/16" (Ø 7.9)

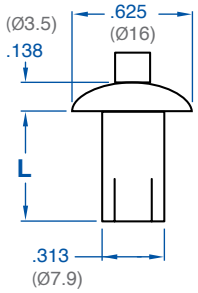

GRIP				PART NUMBERS
MIN.	NOM.	MAX.	L	UNIVERSAL HEAD
.132 (3.4)	.188 (4.8)	.242 (6.2)	.438 (11.1)	DR38-110-06-16
.226 (5.7)	.281 (7.1)	.336 (8.5)	.531 (13.5)	DR38-110-09-16
.320 (8.1)	.375 (9.5)	.430 (10.9)	.625 (15.9)	DR38-110-12-16
.414 (10.5)	.469 (11.9)	.523 (13.3)	.719 (18.3)	DR38-110-15-16
.508 (12.9)	.563 (14.3)	.617 (15.7)	.813 (20.6)	DR38-110-18-16
.601 (15.3)	.656 (16.7)	.711 (18.1)	.906 (23)	DR38-110-21-16
.695 (17.7)	.750 (19.1)	.804 (20.5)	1.000 (25.4)	DR38-110-24-16
.789 (20)	.844 (21.4)	.898 (22.8)	1.094 (27.8)	DR38-110-27-16
.882 (22.4)	.938 (23.8)	.992 (25.2)	1.188 (30.2)	DR38-110-30-16

3/8" (Ø 9.5)

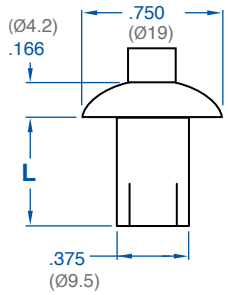

GRIP				PART NUMBERS
MIN.	NOM.	MAX.	L	UNIVERSAL HEAD
.125 (3.2)	.188 (4.8)	.250 (6.4)	.500 (12.7)	DR38-112-06-16
.219 (5.5)	.281 (7.1)	.344 (8.7)	.594 (15.1)	DR38-112-09-16
.313 (7.9)	.375 (9.5)	.438 (11.1)	.688 (17.5)	DR38-112-12-16
.406 (10.3)	.469 (11.9)	.531 (13.5)	.781 (19.8)	DR38-112-15-16
.500 (12.7)	.563 (14.3)	.625 (15.9)	.875 (22.2)	DR38-112-18-16
.594 (15.1)	.656 (16.7)	.719 (18.3)	.969 (24.6)	DR38-112-21-16

MATERIAL AND FINISH

.125 (Ø 3.2) and .156 (Ø 4)
RIVET: Aluminum, natural.
PIN: 302 Stainless steel, natural.

.188(Ø 4.8) and .250 (Ø 6.4)
RIVET: Aluminum, natural.
PIN: 7075 Aluminum, natural.

.313 (Ø 7.9) and .375 (Ø 9.5)
RIVET: Aluminum, natural.
PIN: 7075 Aluminum, natural.

Installation for RivetKing® Drive Rivets

1

2

3

4

INSTALLATION INSTRUCTIONS

1. Use a carbide tipped spiral masonry drill, same diameter as rivet [.250 (Ø 6.4) or .188 (Ø 4.8)]. Drill to any depth, deep enough to permit full insertion of rivet.

2. Insert rivet through material to be attached and into wall. No other parts to apply-rivet works like a nail.

3. Drive the pin just flush with rivet head, using ordinary hammer. Rivet prongs expand deep in masonry where it is strongest.

4. That's all. Attachment is complete. To remove, drill head off or, if hole is deep enough, drive pin through and pull rivet out.

RIVETKING® DRIVE RIVETS

Trailer Liner Rivets

- FAST, EFFICIENT TRAILER LINING • LOW PROFILE, NON-SNAG HEAD DESIGN • SIX SIZES

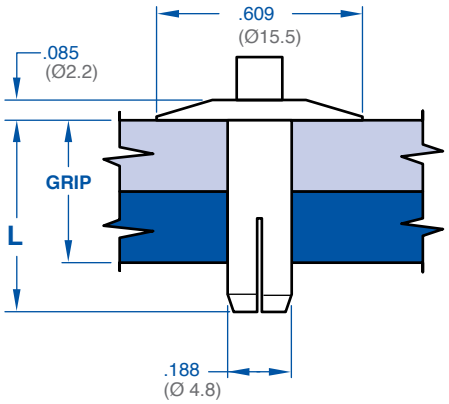

*Grip equals total thickness of all layers to be fastened.

GRIP			PART NUMBERS
MIN.	NOM.	L	UNIVERSAL HEAD
.075 (1.9)	.175 (4.4)	.281 (7.1)	DR10-11-706-13
.175 (4.4)	.275 (7)	.391 (9.9)	DR10-12-706-13
.275 (7)	.375 (9.5)	.484 (12.3)	DR10-13-706-13
.375 (9.5)	.475 (12.1)	.578 (14.7)	DR10-14-706-13
.475 (12.1)	.575 (14.6)	.688 (17.5)	DR10-15-706-13
.575 (14.6)	.675 (17.1)	.781 (19.8)	DR10-16-706-13

MATERIAL AND FINISH
RIVET: 2117 Aluminum, natural.
PIN: 7075 Aluminum, natural.

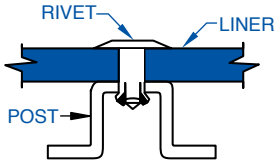

Tamper-Resistant, Tamper-Evident Rivets

- RECESSED PIN RESISTS BEING DRIVEN THROUGH OR DRILLED OUT
- REMOVAL IS DIFFICULT AND TIME CONSUMING
- NON-SNAG HEAD DESIGN
- AVAILABLE IN 2 DIAMETERS AND 4 GRIP RANGES

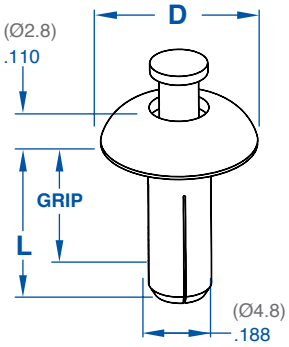

GRIP			PART NUMBERS	
MIN.	MAX.	L	.468 (Ø 12) HEAD	.615 (Ø 16) HEAD
.075 (1.9)	.175 (4.4)	.281 (7.1)	DR10-99-106-11	DR10-99-108-11
.175 (4.4)	.275 (7)	.391 (9.9)	DR10-99-106-12	DR10-99-108-12
.275 (7)	.375 (9.5)	.484 (12.3)	DR10-99-106-13	DR10-99-108-13
.375 (9.5)	.475 (12.1)	.578 14.7()	DR10-99-106-14	DR10-99-108-14

MATERIAL AND FINISH
RIVET: 5052 Aluminum, natural.
PIN: 5556 Aluminum, natural.

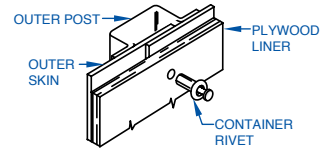

DRY CARGO CONTAINER LINER INSTALLATION

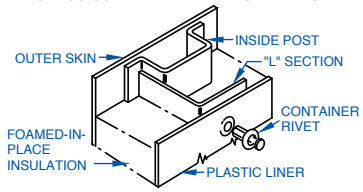

F.I.P. REEFER LINER INSTALLATION